

THE BROADAXE



NEWSLETTER
of

THE SHIP MODEL SOCIETY OF NORTHERN NEW JERSEY
Founded in 1981

Volume 20, Number 7

June 2002

FROM THE QUARTERDECK



NICHOLAS F. STARACE II, PRESIDENT

We are planning to have our second club picnic, August 25 at noon, at the Meadowland Park Duck Pond in South Orange. Some of you may recall we had our first club picnic there three years ago.

This will be a wonderful opportunity for us to get together socially, outside the confines of the meeting room! Guests are of course welcome. There is a large pond and food vendors are intermittently available. Guests are invited to bring their own food and beverages. The park does not permit BBQ grills.

The South Orange Seaport Society will be having their annual Fall Fun Float starting at around 10 AM. The event will give us a chance to admire a nice collection of model boats of all types, some in action on the pond. If you have a model, R/C or not, by all means bring it along.

For directions to the park, see their web site at <http://www.angelfire.com/nj3/sos/>, or look for directions in future issues of the Broadaxe.

Hope to see you there.... Let's make a fun day of it.

Nick

CORRECTION

There is an editing error in **Nick Starace's** note on

scales in last month's BROADAXE. The equation at the top of page 3 should read:

Scale Inches =

$$\frac{\text{Actual Dimension (in feet)} \times \text{Scale in Inches}}{1 \text{ Foot}}$$

MINUTES OF THE EXCOM MEETING May 28, 2002

Proceeds from the Gottlieb estate sale of ship model kits will be credited to the 2001 auction proceeds.

President **Nick Starace** reported that the Battleship New Jersey Museum cannot yet mount a model ship exhibition. This was followed by a discussion of when and where we might have a show and exhibit either in 2002 or 2003. No conclusions were reached.

Dave Watkins said that he would circulate a sign-up sheet for the South Street Seaport Ship and Boat Model festival on August 3 and 4, 2002 for any members present who had not received a registration form in the mail. Dave will coordinate the club's participation with the South Street Seaport people again this year.

Nominations for club officers will be presented at the June meeting. **Frank Hanavan** is the Nominations Chairman. If you would like to nominate someone (including yourself) for President, Vice President, Secretary or Treasurer please contact **Frank**.

MINUTES OF THE REGULAR MEETING, May 28, 2002

President **Nick Starace** rang our 30 members and two guests to order at 7:31 PM. **Ira Knecht** a first time visitor from Old Tappan discovered us by way

of our website. WW II merchant mariner, **Roy Harter** of Westwood was a second time guest.

OLD BUSINESS

President **Nick Starace** distributed a revised club roster for 2002. He then requested a hand for **Dave Watkins** for his production of the *Broadaxe*. **Dave** has agreed to remove the word "Acting" from his title as editor.

Nick Starace reported that the NESMC in April attracted 90 people with 35-40 models on display. The room was spacious and well lighted, and the food average. The host club presented one speaker and 4-5 modeling skills demonstrations.

Tom Ruggiero made one of the presentations at the NESMC. He also presented a eulogy for the late **Jim Roberts**. **Tom** took several photos of the models on display at the conference, and he circulated prints at the meeting.



Between 15 and 25 members are anticipated to go on the battleship *New Jersey* tour on June 1.

Gary Kingzett reported that an International Plastic Modelers' Association show will be held at Teterboro Airport on August 17.

Nick Starace reminded all of the West Orange Seaport R.C. club's "Steamboats Only" meet on June 2.

Dave Watkins sought members interested in participating in the South Street Seaport Ship and Boat Model Festival on August 3 and 4.

NEW BUSINESS

All four club officer positions are up for election in July. Vice President **Bob Brehm** and Secretary

Don Otis said that they will not seek re-election. Nominations Chairman **Frank Hanavan** will seek new nominees.

Henry Schaefer is friendly with the owner-artist of a Red Bank art gallery who may be interested in mounting a two-week model ship exhibition. Discussion ensued about insurance, security and table space for cased models. **Henry** will investigate and report back.

Dave Sasher noted that Nick Austin of the Philadelphia Ship Model Society had passed away suddenly.

SHOW AND TELL


Henry Schaefer has nearly completed his *Citta di Livorno*, a scratch built 1927 mediterranean combined freighter and passenger ship. This 36" long model 1:100 scale has a plank on bulkhead hull. To detail this very fine model properly, **Henry** was able to obtain two photographs from the Steamship Historical Society.



Len Schwalm has nicely finished his *Dos Amigos*, a slave ship of the 1840's. The sharp, clean model is in 1/8" to the foot scale.



Don Otis has simulated steel plating on the hull of his waterline four-masted Barque *Herzogin Cecilie* by using .005" brass glued on with two-part epoxy glue. The 1/8" to the foot scale hull has its decks planked in teak.



Francois Lachelier showed his completed version of the Artesania Latina Chinese junk kit. To make some modifications **Francois** consulted the classic G.R.G. Worcester work Junks and Sampans of the Yangtze. **Francois** enjoyed finding out the how's and why's of these unique vessels. His work has resulted in a fine looking model.



BOOKS AND PUBLICATIONS

Barry Rudd circulated a recent Christies auction catalog to give members a sense of what is selling for how much in the field of ship models and other nautical items.

BRING A PROBLEM

Guest **Ira Knecht**, who is new to ship modeling, sought advice about several aspects of his first attempt, the Corel *Flying Fish*. Several members offered suggestions concerning the beveling of bulkheads prior to planking.

Tom McGowan wanted to know the meaning of "B.A." as applied to machine threading of bolts. The answers were inconclusive.

(There is a website at

<http://www.boltscience.com/pages/screw5.htm>

that may answer the question.)

SPECIAL ANNOUNCEMENT

South Street Seaport Show August 3 and 4

So that we can be assured that the SMSNNJ members can set up their exhibits together, we need to notify the show planners which of us will be exhibiting and on what day(s). If you plan to exhibit, please notify **Dave Watkins** so that he can provide a list to the show organizers. If you haven't received a registration form, contact **Dave** or Keren Ludwig at (212) 748-7442.



TECH SESSION

Tom Ruggiero provided a very interesting demonstration of how to make window frames for stern and quarter galleries. **Tom** has provided the following written description of the method.

Windows For Stern and Quarter Galleries

The Tech Session is on a method that I use to make lights (windows). I found a method to make the windows in Harold Hahn's "Ships of the American Revolution and their Models" and modified it to my needs.

Of paramount importance is that you start with a hard, close-grained wood. My favorite is Pau Marfim. Another desire is a precision table saw. My Preac fulfills that bill.

Materials (other than wood) are: Card stock (file dividers work nicely), a tweezers, a sheet of plain paper, double stick tape, a mechanical pencil, a machinists scale (or proportional dividers), a protractor, cyanoacrylate glue (I use mid cure Zap a Gap), single edge industrial razor blades and perseverance.


I demonstrated this on my model of the Liverpool in 1:96. I feel that this is the limit of this technique in that a typical window mullion is 1 ½ to 2". That's about 0.016" in 1:96.

First, by trial and error, cut a piece of card that fits snugly into the window opening. Punch a small hole in the card so that you have a way to grab it.

Remove the card and trace the outline on a blank sheet of paper. Pencil in the desired number of lines to represent your mullions.

Transfer the angle of the vertical lines to your table saw. The width of the groove is the width of the mullion. In this case, I used a 0.016" thick blade. Using a piece of wood about .040" cut grooves into the wood about half the thickness spaced the width of a scale windowpane.

After all the grooves are cut, raise the blade and cut strips approximately 0.015" thick part way down the grooved wood. The finished product will look like a feather board.




With a different piece of wood 0.02" thick cut several strips 0.015" thick (or a little thinner (trial a error works best).

Now, place a piece of double stick tape over your tracing. Cut off several grooved strips and stick them on your pattern vertically.

Add your thin strip in the groove and touch each joint with the cyano. When all the grooves have strips and are glued, trim off the overhang with a razor blade.

Slide the blade between the window and the tape, and then very carefully trim the thicker mullions to the desired thickness.



You now have a window. As for glazing, you could use a product called 'Crystal Clear' if your panes are very small. Alternatively, you could use acetate (flimsies for overheads) or microscope slide cover glass. This all depends on your finished scale.



Finally, a word on the glue; in this scale you need something that runs into crevices and sets up quickly. White glue or carpenter's glue is much too thick. Note that the glazing will eventually hold everything together so the cyano should be fine. In large scales, this method yields even better results.

Happy Modeling.

The meeting was adjourned at 9:45 PM.

Mark Your Calendar

South Street Seaport Ship and Boat Model Festival August 3, 4.

SMSNNJ Picnic August 25 12 Noon

NRG Conference October 17-21

The 'BROADAXE' is published monthly by The Ship Model Society of Northern New Jersey, a nonprofit organization dedicated to teaching and promoting ship modeling and maritime history. Membership dues are \$20.00 for the first year and \$15.00 per year thereafter.

Visit our Web Site at:

<http://www.njshipmodelsociety.org>

Regular meetings are held on the fourth Tuesday of every month at 7:30 P.M., at the Millburn Free Public Library, 200 Glen Avenue, Millburn, New Jersey. Guests are always welcome.

Contributions to the BROADAXE are always welcome, and SMSNNJ members are encouraged to participate. Articles, shop hints and news items may be submitted directly to The Editor as typed manuscript, electronic files, or on 3.5" floppy discs. Handwritten notes or other materials will be considered depending on the amount of editing and preparation involved.

Direct All Correspondence To:

BROADAXE EDITOR

David C. Watkins, 4 Knollwood Ave, Madison, NJ 07940

E-mail davidwatkins@telocity.com

OFFICERS

PRESIDENT:

Nick Starace II, 9 Fielding Rd., Short Hills, NJ 07078
(973) 376-9026 E-mail: nstaracell@aol.com

VICE PRESIDENT:

Bob Brehm, II Portland Road, Summit, NJ 07901
(908) 273-1288 E-mail: Boblyle@bellatlantic.net

TREASURER:

Al Geigel, 237 Maple Ave., Dunellen, NJ 08812
(732) 968-5969 E-mail: AlGeigel@worldnet.att.net

SECRETARY:

Don Otis, 1008 Windsor Rd., Teaneck, NJ 07666
(201) 836-1810

WEBMASTERS:

Al Geigel, E-mail: AlGeigel@worldnet.att.net
Dave Watkins, E-mail: davidwatkins@telocity.com

FROM THE EDITOR



I want to give special thanks to **Tom Ruggiero** this month not only for a super tech session on building stern and quarter gallery windows, but also for providing the write-up of his session and the numerous photographs that illustrate his demonstration and the Show and Tell section of the newsletter.

THE BROADAXE

NEWSLETTER

of

THE SHIP MODEL SOCIETY OF NORTHERN NEW JERSEY

Founded in 1981

Volume 20, Number 7

June 2002

Newsletter Editor:

David Watkins

4 Knollwood Ave.

Madison, NJ 07940



NEXT MEETING:

June 25, 2002
7:30 PM

MILLBURN
PUBLIC
LIBRARY

Tech Session:

Bob Brehm

**Deck Finishing and
Ebonizing the
*Emma C. Berry***