

# THE BROADAXE

NEWSLETTER  
of  
THE SHIP MODEL SOCIETY OF NEW JERSEY  
*Founded in 1981*



Volume 27, Number 6

June, 2009

## MINUTES OF THE REGULAR MEETING May 26, 2009

The meeting was called to order by President **Bob Fivehouse** at 7:40 PM with 23 members in attendance. We had 1 visitor this evening, **David Knight**. David read about our club in a newspaper and decided to come down and see what we were about. We certainly hope we'll see David again!

Comments, questions and or corrections to the May issue of the Broadaxe were requested. There being no corrections, the May 2009 issue of the Broadaxe was accepted into the minutes.

**Al Geigel** presented his Treasurer's Report to the members. He also gave a recap of the December Auction results, having received the final amounts owed. In the end, the Club netted \$288 from that evening's sales. There being no other discussion or comments on the report, the Treasurer's Report was accepted into the minutes.

**Bob Fivehouse** reminded the members that we have an upcoming model display to be held at the Ocean County Library in Toms River, NJ during the month of September. We have received many compliments on our current display at the Parsippany Library and we're hoping for a good number of models for the Ocean County display.

**Larry Friedlander** mentioned that he recently downloaded ship model judging criteria and asked when the committee formed at last month's Club meeting will be meeting. Bob Fivehouse indicated that he will be in touch with each member to set up a time convenient to all committee members (Bob Fivehouse, Barry Rudd, Gary Kingzett, Tom Ruggiero, Larry Friedlander and Michael Storch). Bob directed the Secretary to notify Gary of his membership in the committee as he had not been present since the committee was formed.

**Tom Ruggiero** noted that he still has Club hats available for purchase. He also said that he has contacted the hat vendor and found out that shirts (T-shirts, golf shirts, etc.) could be ordered for as few as 12

pieces of any kind. Tom had a catalog available from the vendor. Bob Fivehouse asked Tom to select a few specific shirts the members could choose from. It was decided that shirts must be ordered by each member deciding to buy one and that the consensus was that the Club would not subsidize shirt purchases as it did for the hat purchase. It was also suggested that payment should be made at the time of order. If members are interested in purchasing shirts with the Club logo, they should be prepared to order the shirts they desire at the next meeting or in July.

**Michael Storch** brought up the idea of purchasing award pins that would be given to members to put on their Club hat. The member would receive a pin each time they bring in a model or tool for Show & Tell. A discussion ensued regarding whether the pin should be given every time a person brings in a model or just when they provide models for a display or present a Tech Session. Many thought the award pin was a good idea, however no final decision was made this evening.

**Ossie Thalmann** reported that we have 24 models on display at the Parsippany Library and it has been a big hit for the public. Ossie reminded everyone who has a model at the Library that they must be picked up on **Saturday, June 27<sup>th</sup>**. He will be there from 9 AM. Please try to be there early to pick up your model so Ossie doesn't have to spend the entire day there! Ossie also told us that his *Yamato* received the Gold Medal Award at the recent model show in Wisconsin. Congratulations on another great job!

**Tom Ruggiero** mentioned that he was in Washington, DC recently and went to the newly reopened Smithsonian American History Museum. They did a great job with the Star Spangled Banner Flag, but overall, Tom thought that there was more glitz than real artifacts to see.

**Roy Goroski** suggested a trip to Annapolis to see the Naval Academy models again. A fair number of members present indicated that they would be interested in going and doing a car pool as was done for the last trip. The current feeling was to visit Annapolis in either September or October.



## SHOW AND TELL

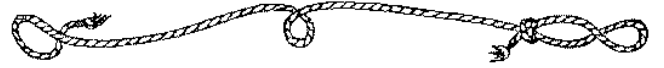

We had several models brought in for Show & Tell, but due to the length of the Tech Session this evening, we asked if the members wouldn't mind bringing back their models next month. With the remaining time left we were able to have two of our guys briefly discuss their models.

**Francois Lachelier** brought in his completed Skipjack. Francois had brought in this model at a previous meeting and explained that he wanted to do more than have it sit on pedestals on a base. He created a dock for it which turned out quite nicely. Working on it while he was in Florida, he used some Cyprus branches as pylons and then dyed the planks with several shades of fabric dyes he got from the grocery store. Francois wants to add some bumpers and a few more details to complete his dockside scene.



**Henry Schaefer** returned with his Brigantine Corsair, the hull now complete. Henry has begun to work on the masts and rigging.





## TECH SESSION

This evening's Tech Session was on sharpening chisels presented by **Michael Storch**. Michael began his discussion with a PowerPoint slide presentation outlining the resources he has used for his sharpening stones and accessories. Michael's list of resources is included in this issue. The PowerPoint presentation also included a short animation of how a burr is created during the sharpening process which must be properly removed so as not to damage the edge of the chisel. While oil stones were mentioned, the emphasis of the tech session was on the use of water stones in the sharpening process. There is a greater variety of grits available and cleanup is easier than with oil stones. Michael had several water stones on hand as well as sharpening guides, holders and other accessories. After the PowerPoint presentation, Michael then proceeded with an actual sharpening demonstration. His technique is to position the chisel blade parallel to the edge of the stone, running the tool, which is positioned in the sharpening guide, along the stone. The final object is to arrive at an almost mirror surface on the chisel. The result is a razor sharp edge, an absolute must for any form of woodworking.

Thanks for a great presentation, Michael!

The meeting adjourned at 9:55 PM.

## Upcoming Meeting Topics

**June 23, 2009 – Capt. Nick Starace** will discuss resin casting techniques he used on his static model of the USS *New Jersey*

**July 28, 2009 – Al Geigel** will discuss photo-etching using Micro Mark's photo-etching set.

**August 25, 2009 – Ernest Connor** will show us how to make oars for your models

**September 22, 2009 – Allan Yedlinsky** will discuss his technique for hull frame construction

### **MARK YOUR CALENDARS**

**June 27, 2009 – Model Pick Up at Parsippany Library – 9 am to 5 pm**

**June 26-28, 2009 – Wooden Boat Show, Mystic Seaport**

**September 2009 - Model display at Ocean County Library, Toms River, NJ**

**October 6-11, 2009 – NRG Conference, Buffalo, NY (Registration Form included in this issue)**



### **FROM THE EDITOR**



I would like to thank Michael Storch for sending me his PowerPoint files and a PDF file with his resources. I will attempt to include these along with the video of his sharpening presentation on a disk so that they will be available to any of the members should they desire a

copy. Thanks also to those members who agreed to bring back their models and tools for Show & Tell at the next meeting. There were some really interesting items that I sure would like to see and hear about. And finally, even though we're coming into the summer vacation season, we got some very interesting tech sessions lined up so I hope most of you will be able to make it to these upcoming meetings.



*Mike Gutnick*

### **Some Other Items of Interest:**

I received an e-mail from Bob Johnston who has a partially completed model of the USS *Constitution* which he bought from Model Expo for about \$500. He has lost interest in completing the model and is offering to sell it to anyone who is interested for \$375. He included some photos which are below. If you have an interest, please e-mail Bob at [BJohns4374@aol.com](mailto:BJohns4374@aol.com).



A couple of meetings ago we made mention of an exhibit being held at the Hoboken Historical Museum. Our own "Tugboat John", **John Marinovich**, sent me some photos that would be of interest to you and hopefully inspire you to stop by the museum to see the display. The museum is located at 1301 Hudson Street in Hoboken (go toward the Hudson River on 14<sup>th</sup> Street and turn right on Hudson Street) and is open to the public as follows: Tue-Thurs 2-7 PM, Fri 1-5 PM, Sat & Sun 12-5 PM. Their phone number is 201-656-2240.



The '**BROADAXE**' is published monthly by The Ship Model Society of New Jersey, a nonprofit organization dedicated to teaching and promoting ship modeling and maritime history. Membership dues are \$30.00 for the first year and \$25.00 per year thereafter

Visit our Web Site at: <http://www.njshipmodelsociety.org> where a Web version of the **BROADAXE** can be found. The **BROADAXE** is distributed by both US mail and e-mail in PDF format.

Regular meetings are held on the **FOURTH Tuesday** of every month at 7:30 P.M., at the Millburn Free Public Library, 200 Glen Avenue, Millburn, New Jersey.

Guests are always welcome.

Contributions to the **BROADAXE** are always welcome, and SMSNJ members are encouraged to participate. Articles, shop hints and news items may be submitted directly to The Editor as typed manuscript or electronic files, either on discs or by e-mail. Handwritten notes or other materials will be considered depending on the amount of editing and preparation involved.

**Direct All Correspondence To:**

**BROADAXE EDITOR**

Michael Gutsick, 34 Junard Drive, Morristown, NJ 07960  
(973) 206-1004 E-mail: [mikegutsick@optonline.net](mailto:mikegutsick@optonline.net)

**OFFICERS**

**PRESIDENT:**

Robert Fivehouse, 53 Ironia Road, Randolph, NJ 07869  
(973) 927-3426 E-mail: [Fivehouse@verizon.net](mailto:Fivehouse@verizon.net)

**VICE PRESIDENT:**

Thomas McGowan, 36 Clover Hill Lane, Colts Neck, NJ 07722  
(732) 946-8322 E-mail: [jmcgcla@optimum.net](mailto:jmcgcla@optimum.net)

**TREASURER:**

Al Geigel, 453 Second Street, Dunellen, NJ 08812  
(732) 529-5147 E-mail: [algiegel@optonline.net](mailto:algiegel@optonline.net)

**SECRETARY:**

Michael Gutsick, 34 Junard Drive, Morristown, NJ 07960  
(973) 206-1004 E-mail: [mikegutsick@optonline.net](mailto:mikegutsick@optonline.net)

**WEBMASTER:**

Michael Storch E-mail: [mstorch@stro.com](mailto:mstorch@stro.com)

# Sharpening

## Sharpening Tools:

- **Holder**
  - **Shapton Sharpening Stone Holder:**  
[http://shaptonstones.com/index.php?main\\_page=product\\_info&cPath=164\\_204&products\\_id=5755](http://shaptonstones.com/index.php?main_page=product_info&cPath=164_204&products_id=5755)
  - **Stone Holder:**  
[http://www.japanwoodworker.com/product.asp?s=JapanWoodworker&pf\\_id=11.417.123&dept\\_id=13113](http://www.japanwoodworker.com/product.asp?s=JapanWoodworker&pf_id=11.417.123&dept_id=13113)
  - **Stone Holder:**  
[http://www.japanwoodworker.com/product.asp?s=JapanWoodworker&pf\\_id=05.099.5&dept\\_id=13113](http://www.japanwoodworker.com/product.asp?s=JapanWoodworker&pf_id=05.099.5&dept_id=13113)
  - **Stainless Steel Sink Bridge Waterstone Holder:**  
[http://www.toolsforworkingwood.com/Merchant/merchant.mvc?Screen=BIGP&description=Stainless+Steel+Sink+Bridge+Waterstone+Holder&full\\_imagepath=/prodimg/ms/big/MS-WSHOLDER\\_big.gif](http://www.toolsforworkingwood.com/Merchant/merchant.mvc?Screen=BIGP&description=Stainless+Steel+Sink+Bridge+Waterstone+Holder&full_imagepath=/prodimg/ms/big/MS-WSHOLDER_big.gif)
- **Pond**
  - **Sharpening Station:**  
[http://www.evenfallstudios.com/gallery2/main.php?g2\\_itemId=325](http://www.evenfallstudios.com/gallery2/main.php?g2_itemId=325)
  - **Shapton Sharpening Station:**  
[http://shaptonstones.com/index.php?main\\_page=product\\_info&cPath=164\\_204&products\\_id=5754](http://shaptonstones.com/index.php?main_page=product_info&cPath=164_204&products_id=5754)
- **Combined Pond & Holder**
  - **Norton IM83 Portable Tri-Stone Sharpening System:**  
[http://www.nortonstonesstore.com/Store/index.php?\\_a=viewProd&productId=231](http://www.nortonstonesstore.com/Store/index.php?_a=viewProd&productId=231)
  - **The Stone Pond by Veritas:**  
<http://www.leevalley.com/wood/page.aspx?c=2&p=33027&cat=1,43072,45936>
- **Jig**
  - **Sharpening Guide for Western Tools:**  
[http://www.japanwoodworker.com/product.asp?s=JapanWoodworker&pf\\_id=11.209.22&dept\\_id=13113](http://www.japanwoodworker.com/product.asp?s=JapanWoodworker&pf_id=11.209.22&dept_id=13113)
  - **Lee Valley Honing Guide & Angle Jig:**  
[http://www.japanwoodworker.com/product.asp?s=JapanWoodworker&pf\\_id=27.502.101&dept\\_id=13113](http://www.japanwoodworker.com/product.asp?s=JapanWoodworker&pf_id=27.502.101&dept_id=13113)
  - **MKII Honing Guide:**  
[http://www.japanwoodworker.com/product.asp?s=JapanWoodworker&pf\\_id=27.050.901&dept\\_id=13113](http://www.japanwoodworker.com/product.asp?s=JapanWoodworker&pf_id=27.050.901&dept_id=13113)
  - **Richard Kell Honing Guide:**  
[http://www.japanwoodworker.com/product.asp?s=JapanWoodworker&pf\\_id=83.100&dept\\_id=13113](http://www.japanwoodworker.com/product.asp?s=JapanWoodworker&pf_id=83.100&dept_id=13113)

- **Bridge City Toolworks:** <http://www.bridgcitytools.com/Products/HG-1+Honing+Guide>
- **Sharp Skate:** <http://getsharper.com/catalog/index.php>
- **Stones**
  - Shapton WatersStones:  
[http://shaptonstones.com/index.php?main\\_page=index&cPath=164](http://shaptonstones.com/index.php?main_page=index&cPath=164)
  - Norton Waterstones:  
[http://www.nortonstonesstore.com/Store/index.php?\\_a=viewCat&catId=73](http://www.nortonstonesstore.com/Store/index.php?_a=viewCat&catId=73)
- **Lapping**
  - **Ceramic Flattening Stone [100 grit]:**  
[http://www.japanwoodworker.com/product.asp?s=JapanWoodworker&pf\\_id=01.090&dept\\_id=13122](http://www.japanwoodworker.com/product.asp?s=JapanWoodworker&pf_id=01.090&dept_id=13122)
  - **Blue Ceramic Flattening Stone [300 grit]:**  
[http://www.japanwoodworker.com/product.asp?s=JapanWoodworker&pf\\_id=02.099&dept\\_id=13122](http://www.japanwoodworker.com/product.asp?s=JapanWoodworker&pf_id=02.099&dept_id=13122)
  - **Shapton Cast Iron Lapping System:**  
[http://shaptonstones.com/index.php?main\\_page=product\\_info&cPath=164\\_165&products\\_id=6298](http://shaptonstones.com/index.php?main_page=product_info&cPath=164_165&products_id=6298)
  - **Shapton Diamond Lapping Plate:**  
[http://shaptonstones.com/index.php?main\\_page=product\\_info&cPath=164\\_165&products\\_id=5734](http://shaptonstones.com/index.php?main_page=product_info&cPath=164_165&products_id=5734)

#### Resources:

- **Norton**  
[http://www.nortonstonesstore.com/Store/index.php?\\_a=viewCat&catId=73](http://www.nortonstonesstore.com/Store/index.php?_a=viewCat&catId=73)
- **Shapton**  
<http://www.shaptonstones.com/>
- **Japanese Tools.com**  
<http://www.japanesetools.com/>
- **Japanese Woodworker**  
[http://www.japanwoodworker.com/dept.asp?s=JapanWoodworker&dept\\_id=12631](http://www.japanwoodworker.com/dept.asp?s=JapanWoodworker&dept_id=12631)
- **Tools for Working Wood**  
<http://www.toolsforworkingwood.com/>
- **Lee Valley**  
<http://www.leevalley.com/>
- **Bridge City Tools Works**  
<http://www.bridgcitytools.com/>

#### Videos:

- **Lee Valley**  
<http://www.leevalley.com/wood/page.aspx?c=2&p=43091&cat=1,43072>
- **Shapton**  
[http://shaptonstones.com/index.php?main\\_page=index&cPath=90\\_92](http://shaptonstones.com/index.php?main_page=index&cPath=90_92)





THIS PAGE  
INTENTIONALLY  
LEFT  
BLANK

---

# *THE BROADAXE*


NEWSLETTER  
of  
THE SHIP MODEL SOCIETY OF NEW JERSEY

*Founded in 1981*

Volume 27, Number 6

June 2009

Newsletter Editor:  
Michael Gutsick  
34 Junard Drive  
Morristown, NJ 07960



## **NEXT MEETING:**

**June 23, 2009**

**7:30 PM**

MILLBURN PUBLIC  
LIBRARY

Tech Session

**Resin Casting**

By

**Capt. Nick Starace**