

THE BROADAXE

NEWSLETTER
of
THE SHIP MODEL SOCIETY OF NEW JERSEY
Founded in 1981



Volume 26, Number 12

December, 2008

MINUTES OF THE REGULAR MEETING November 25, 2008

The meeting was called to order by Vice-President **Tom McGowan** at 7:45 PM with 16 members in attendance. We had 1 visitor this evening, **Bob Bendetson** from Morganville, NJ attending his second meeting.

Tom Ruggiero contacted the vendor, Artcraft, which makes the embroidered items for his company. He passed around a photo of the hat he will order and the logo design that Artcraft reworked for the front of the hat. The back of the hat will have the letters SMSNJ also embroidered. After some discussion of the overall cost for the Club to purchase 75 caps, Tom was directed to place an order for the caps. The caps will be available for purchase probably in January at a final price yet to be determined. Amounts of \$10 and \$15 were mentioned. Tom also pointed out that now that Artcraft has our logo design, we can order other items such as shirts or jackets in the future with our Club logo on them.

Ozzie Thalmann asked if he should request the months of May and June 2009 to be set aside by the Parsippany library for a model display. Ozzie said that display dates are being booked by the library all the time and we should let them know well in advance of desired dates. Ozzie was instructed to inform the library that if they would like to have a model display in May and June of 2009, we would be happy to oblige them.

Tom Ruggiero then advised the members that he has not heard back from the South Amboy Library regarding confirmation of a display of World War II related models. Tom said he will reach out to them in early December and find out if the library administrators have approved the display.

Tom McGowan reminded the members that the December meeting will be held on the 16th and not the regular 4th Tuesday of the month. It is our annual White Whale Auction and Tom noted some of the tools and kit models that he will be bringing to be auctioned off. It was also requested that the members try to arrive at the library at 7 PM to allow for more time for the auction.

Roy Goroski attended the recent NRG conference in Memphis. Roy said it was a great conference. The location was very nice, the speakers were fantastic, there were great tours of local historical attractions available and the city of Memphis was really nice. Some of the workshops covered how to sharpen micro saw blades, making resin hulls, constructing a rope walk, carving ship ornamentation and making a ship in a bottle. In all, it was a very worthwhile conference.

Mike Slade made a request for advice on how to ship some of his models to the west coast. He is concerned that the models, which are fully rigged, will be damaged in transit. Several members offered some advice and referred him to the Seaways Publishing website and its online forum. Tom Ruggiero indicated that there was an article which addresses how to safely pack and ship a model. If anyone has some other specific tips on shipping models safely, please contact Mike Slade.

Tom McGowan asked if any one present had any experience in resin casting. Tom thinks that this would make a good tech session. No one at the meeting has made resin castings. If any member has done casting and would like to show the other members how it's done, please contact Tom McGowan.

Al Geigel presented his Treasurer's Report to the members. The current balance is more than sufficient to cover the purchase of the hats. There being no further discussion or comments on the report, the Treasure's Report was accepted into the minutes.




BOOKS AND PUBLICATIONS

To go along with tonight's tech session on airbrushing, **Mike Gutsick** brought in "The Ultimate Airbrush Handbook" by Pamela Shanteau, published by Watson Guptill Publications in 2002. It contains a great deal of tips and explanations for using an airbrush, types of paints and compressors as well as painting techniques. Having purchased the combination compressor and airbrush from Model Expo but never having used an airbrush, Mike found the book to be extremely useful in understanding the mechanics of using an airbrush, including its cleaning, psi settings for the compressor and diluting the paint to be sprayed.




SHOW AND TELL

The first model up tonight was **Tom McGowan's** *Nantucket* lightship built in the 1930's. This is a Bluejacket solid hull kit. Tom used an airbrush to paint the hull. Someone remarked about the name on the hull and asked how he did it. Tom explained that it is dry transfer letters supplied in the kit and not a decal.




Ozzie Thalmann is nearing completion on his IJN *Yamato*, a Nichimoco kit in 1:200 scale. Since the last meeting, Ozzie made some changes to the internal mechanisms so that the propellers turn at a slower rate and he added some additional lights. He is trying to find appropriate rails for his model to complete the ship. He is not happy with the photo-etch railings available from either Tom's Model Works or Gold Medal Models. The company that provided the rails for his *Bismark* and *Hood* is no longer in business although Ozzie has heard that Loyalhanna Dockyard may pick up the line sometime in the future. Ozzie also told us that he had a minor mishap on the way to the meeting. He had to brake suddenly which caused his model to slide and one of the masts got broken along with some damage to the aircraft crane. **SAY IT AIN'T SO, OZZIE!**




Mike Gutsick brought in his current project, a Chesapeake Bay box stern workboat, also known as a deadrise boat. The model is scratch built, although it can be purchased as a kit from Wye River Models. Mike opted for purchasing just the plans and hardware from Wye River Models. It proved to be more of a challenge than expected for although the plans contain full size templates for cutting out the keel, transom, bulkheads and cabin components, they contain no body plans or waterlines or dimensions. There was a great deal of trial and error measuring and rework involved. The model is in 1:24 scale.







Jeff Fuglestad brought in two models tonight. One is a restoration of an American Frigate of 1818 and the second one is his own scratch built model of the *USS New Jersey*. Jeff was told the model of the frigate was from the Nicholson collection, but has not been able to obtain much information on this collection. The model has many bone and ivory fittings including the deadeyes and blocks on the lower yards (many of which are working blocks) and the deck houses, the wheel and the capstan. Jeff has spent a lot of time cleaning the grime off of the model and will be replacing damaged or missing rigging and trying to keep as much of the original paint as possible.



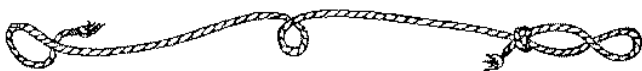
The *New Jersey* is in 1:192 scale having a bread and butter hull of poplar. Jeff will represent the ship as she was in 1942-43. The anchors are

handmade. Jeff is constructing each deck level separately and sheathing most of the components in styrene.



Mason Logie, Jr. showed us his HO scale model of a cabin scow railroad flat car barge. The model is from American Model Builders. Mason followed the paint scheme he observed on barges seen in the New York harbor. He has a few components left to add as well as determine the cargo to be added to the deck.





TECH SESSION

This evening's program on airbrushing was presented by **Ernest Connor**. To demonstrate the technique, he brought in his compressor and a dual action Badger air brush which Ernest told us he purchased about 10 years ago for about \$75. He also brought in a single action airbrush he bought for his daughter for about \$10 at a local hobby shop. There is a wide selection of models and price ranges for airbrushes to suit anyone's particular needs. The dual action type provides better control over the paint and is Ernest's preferred type. To show the actual process, Ernest used some black Ceramcoat acrylic water-base paint he purchased

at Michael's and diluted it with water to get about a 50/50 mixture. This was the first time he used acrylic paint and it was chosen for the demonstration so that the odor from the spray would be minimal. His preferred paint is Model Master enamel paint. Using a sheet of paper, Ernest illustrated the action of a dual action airbrush. Pressing down on the trigger causes the air to flow through the airbrush. Pulling back on trigger while it is depressed allows the paint to flow through the nozzle. The closer the nozzle is to the surface being painted, the narrower the line will be. Ernest then showed us how he would paint the surface of a model. He brought in an assembled plastic jet airliner and started to paint the wing surface using a circular motion along the wing. This will give an even covering of the surface. Someone asked whether blowing air through the brush would be sufficient to clean it. Ernest explained that it must be cleaned with a brush cleaning solution each time it is used and periodically disassembled and all components thoroughly cleaned. The members thanked Ernest for a great tech session. *(Editor's Note: This tech session was video taped and will be available to the members for their viewing. I would also like to point out that a very good article on the subject can be found in the November 2008 "Forecastle Report", the newsletter of the Midwest Model Shipwrights, written by Kurt Van Dahm).*

The meeting adjourned at 9:15 PM

Upcoming Meeting Topics

December 16, 2008 – White Whale Auction

January 27, 2009 – Bob Fivehouse will discuss making simulated water and waves for waterline model bases

February 24, 2009 – Larry Friedlander will present a hands on discussion of painting friezes on bulkheads. **ALL MEMBERS WILL BE ABLE TO PARTICIPATE!**

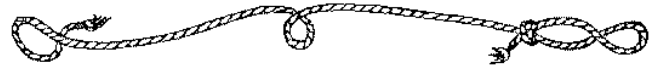
March 24, 2009 – Michael Storch will show us how to properly sharpen chisels



FROM THE EDITOR

For those of you hoping to see a continuation of my discussion on soldering in this issue, I'm afraid I must disappoint you. I'm still in the process of writing it up and taking more photos of the steps involved. With the December meeting a week earlier than normal, I wanted to get this issue out earlier than I normally do and just didn't have enough time to get it all done. Speaking of the December meeting, it's time for our Auction once again! It's a great opportunity to reduce our own inventory of tools we don't need or kits we'll never get around to building and bargains abound for those looking to buy! I hope to see a lot of you at the meeting!

Mike Gutsick



The '**BROADAXE**' is published monthly by The Ship Model Society of New Jersey, a nonprofit organization dedicated to teaching and promoting ship modeling and maritime history. Membership dues are \$30.00 for the first year and \$25.00 per year thereafter

Visit our Web Site at: <http://www.njshipmodelsociety.org> where a Web version of the **BROADAXE** can be found. The **BROADAXE** is distributed by both US mail and e-mail in PDF format.

Regular meetings are held on the **FOURTH Tuesday** of every month at 7:30 P.M., at the Millburn Free Public Library, 200 Glen Avenue, Millburn, New Jersey.

Guests are always welcome.

Contributions to the **BROADAXE** are always welcome, and SMSNJ members are encouraged to participate. Articles, shop hints and news items may be submitted directly to The Editor as typed manuscript or electronic files, either on discs or by e-mail. Handwritten notes or other materials will be considered depending on the amount of editing and preparation involved.

Direct All Correspondence To:

BROADAXE EDITOR

Michael Gutsick, 34 Junard Drive, Morristown, NJ 07960
(973) 206-1004 E-mail: mikegutsick@optonline.net

OFFICERS

PRESIDENT:

Robert Fivehouse, 53 Ironia Road, Randolph, NJ 07869
(973) 927-3426 E-mail: Fivehouse@verizon.net

VICE PRESIDENT:

Thomas McGowan, 36 Clover Hill Lane, Colts Neck, NJ 07722
(732) 946-8322 E-mail: jmcgcla@optimum.net

TREASURER:

Al Geigel, 237 Maple Avenue, Dunellen, NJ 08812
(732) 968-5969 E-mail: algiegel@optonline.net

SECRETARY:

Michael Gutsick, 34 Junard Drive, Morristown, NJ 07960
(973) 206-1004 E-mail: mikegutsick@optonline.net

WEBMASTER:

Michael Storch E-mail: whynot3d@earthlink.net

THE BROADAXE


NEWSLETTER
of
THE SHIP MODEL SOCIETY OF NEW JERSEY

Founded in 1981

Volume 26, Number 12

December 2008

Newsletter Editor:
Michael Gutsick
34 Junard Drive
Morristown, NJ 07960



NEXT MEETING:

December 16, 2008

7:00 PM

MILLBURN PUBLIC
LIBRARY

**White Whale
Auction**