



THE BROADAXE

NEWSLETTER
of
THE SHIP MODEL SOCIETY OF NEW JERSEY
Founded in 1981



Volume 25, Number 12

December, 2007

MINUTES OF THE REGULAR MEETING November 27, 2007

The meeting was called to order by President **Jeff Fuglestad** at 7:30 PM with 22 members in attendance. Two guests were in attendance this evening, **Bill Weller**, attending his second meeting, and first time guest **Steve Maggipinto** from Budd Lake.

The members were asked for any corrections to the November issue of the Broadaxe. There being none, the November 2007 issue of the Broadaxe was accepted into the minutes.

Treasurer **Ken Schuetz** presented his Treasurer's Report. A question was raised as to whether or not we were still setting aside \$1,000 for the upcoming NRG Conference and whether that amount was included in the account balance reported to which Ken responded yes to both questions. There being no further questions or comments, the Treasurer's report was accepted by the members.

Jeff Fuglestad reported that he had gotten in touch with **John Marinovich** regarding Henry Barbrack's tools, including his lathe. Jeff said he will be picking up the items to be sold at the December White Whale Auction but requested assistance to pick up the lathe which weighs 150 lbs. **Roy Goroski** volunteered to help Jeff pick up the lathe. Due to its size, the lathe will not be brought to the auction. However, there will be photos of the lathe on hand for those interested in bidding on the lathe.

Joe Cilino advised the members that he has gotten very little response to his request for the sources the members use for modeling equipment, materials and supplies and asked the members what his next step should be. Several members indicated that they will endeavor to send a list to Joe and Jeff Fuglestad asked Joe to bring what he has gotten to the January 2008 meeting.

A reminder was given that the December meeting will be held on December 18th which is a week earlier than normal due to the Christmas Holiday and that the meeting will start at **7 PM**, repeat **7 PM**, so that we have plenty of time for the auction.

Don Otis presented the Club with our new banner which his daughter-in-law made and has very graciously donated

to the Club. The members expressed their gratitude to Don and his daughter-in-law for an outstanding job.



Tom Ruggiero advised us that he has corrected layout problems in the Club logo and has a logo available for the proposed Club baseball hats which he will bring to the December meeting. Tom also advised the Club that Prebble Hall has been officially closed for reconstruction for 18 months. The extensive renovations are being made to properly display all of the models in the Rodgers Collection.

Michael Storch brought up an idea (Michael gives credit for the original idea to Larry Friedlander) of presenting a pin (design to be decided upon) to members when they bring in models for Show and Tell to recognize their participation in the Club's activities. The pin could then be affixed to our Club hat.

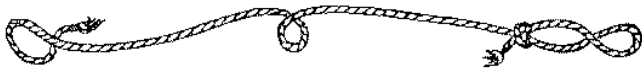
Many members were in favor of this idea and thought it should be pursued further when we have the Club hats in hand.

Ed Hegstetter got a copy of Jeff Herne's new model magazine, "Model X" which he passed around to all present. The photos are outstanding and provide exceptional detail on all aspects of constructing and detailing the featured model. Those interested in obtaining a subscription to the magazine were directed to go to the website, www.modelx.com for specific information.

Larry Friedlander informed the members that he has a large number of photos of numerous Club model shows and other activities and offered to post these photos on the Google web site Picasa so they could be viewed by any of the members at any time. **Al Geigel** noted that Larry could also post them on the Club's website which Larry indicated he was happy to do.

Jeff Fuglestad told the members that he contacted Micro Mark regarding the possibility of holding one of our meetings at their site and they responded that they were not set up to host a meeting and were unable to do so.

Roy Goroski proposed a joint model show with the South Orange Model Club to be held at Verona Park. Roy stated that the Park has both outdoor and indoor facilities to accommodate both our static models and the South Orange Club's RC models. The members agreed that this was a good idea and asked Roy to work with Joe Cilino, who is also a member of the South Orange club to try to set up a joint model show.



SHOW & TELL

Henry Schaefer brought in his completed model of the *USS Olympia* launched in 1892 and was Commodore George Dewey's flagship in the Spanish American War, devastating the Spanish fleet in Manila Bay. The model is a solid hull kit from Blue Jacket Shipcrafters in 3/32" scale. The kit contains a lot of photo-etch components.



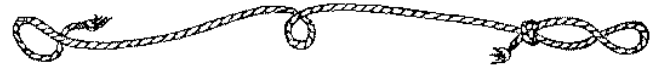
Bob Fivehouse had his nearly completed model of *Capetown Castle* on hand tonight. Bob explained his method for creating the ocean on the base. He hand carves the waves and uses modeling paste to create the bow waves and other highlights. Modeling paste has very little shrinkage when it dries. As with his model of *Lusitania*, the bridge on *Capetown Castle* includes a wheel and engine telegraph.



Al Geigel brought in a mahogany case he is building for the model he restored recently which appeared in a previous Show & Tell. Al explained some of his construction techniques which allows access to all of the glass panels should any need replacement.



Tom Ruggiero showed us his progress on the *TS Empire State VI*, a training ship for the NY Merchant Marine. The model is being built for one of Tom's co-workers whose fiancé trained on the ship. Tom is building the ship as she looked in 2000. It's scratch built in 1:350 scale with a solid bread and butter hull. Tom recounted his difficulties in getting plans (there weren't any) but was able to obtain the hull type plan using a student's project and taking many photos of the ship itself.



TECH SESSION

Bob Fivehouse and **Jeff Fuglestad** provided us with a very informative discussion of deck planking in two very different scales. Jeff brought in his model of the Yacht *Mallory* to illustrate the method he used to plank the deck. The model is in $3/8" = 1'$ scale so Jeff's individual planks are about $3/8"$ wide. He made the planking strips from a blank of holly. To simulate the caulking between the planks, Jeff used a crayon like oil mixture he obtained from an art supply store which he applied to two surfaces which would become the edges of the plank. An outline of the deck was made on $1/32'$ aircraft plywood and the individual strips were glued to the plywood. Jeff allowed the assembly to cure for 24 hours on a flat surface with weight evenly placed to prevent any warping or buckling. Jeff noted that the oil mixture can take a few days to fully cure. The surface can then be sanded or scraped depending upon preference. Jeff finished the deck with Minwax low luster / satin poly and then a coat of wax.



Bob works in a much smaller scale, usually $1" = 32'$ or about 1:400 scale. His planking widths run from $1/64"$ to $1/32"$ depending upon the particular model. He then demonstrated two methods for creating deck planking in his scale. Bob uses wood veneers for his deck material. He used birch veneer on his most recent model but found the it had a tendency to fuzz on the edges when he cut it on his Preac saw. Holly or another hardwood veneer would be preferable. The veneer is sealed with a diluted clear lacquer finish. The piece of veneer is then taped onto a cutting mat on top of a drawing board. A metal scale is taped to the top edge of the veneer having either $1/64"$ or $1/32"$ markings. Utilizing a metal T-Square and a plastic triangle long enough to extend over the

The meeting adjourned at 9:45 PM.

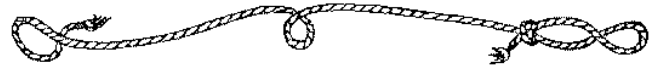
length of the veneer and the ruler, Bob lightly scores a vertical line down the veneer with a single edge razor blade. Lining up the triangle with each mark on the ruler, Bob continues scoring vertical lines into the veneer. After the lines have been scored on the veneer, Bob will then apply a very thin coat of Floquil Railroad paint, either dark brown or a mixture of brown with a small amount of black over the veneer and quickly wipe it off, leaving the scored lines highlighted. Using templates, Bob will cut out decking sections from the veneer sheet and glue them to his model. The second method Bob demonstrated is somewhat similar to Jeff's planking technique in that plank sections are glued up to form the entire deck in individual sections of 3 or 4 planks each. Bob starts off with small sheets of sealed veneer. One side, and only one side, of the veneer is painted with a dark color. The sheets of veneer are then glued together in a stack of 3 or 4 sheets high. Keep the orientation of the painted sides consistent for all sheets. If the painted side is facing up on the first layer, each subsequent layer must have the painted side facing up. Clamp the assembly and let it set completely. The veneer assembly is then cut into equal thickness slices, each slice representing a deck section of 3 or 4 planks wide. These sections are then laid onto 1/64" aircraft plywood. Once the entire decking sheet has dried it can now be cut out into area deck sections using template forms. At this scale, the seams between the individual strips disappear. Bob also explained that he does not worry about butt joints in his decking. At his scale, if they are not there, the eye does not miss them.



FROM THE EDITOR

The White Whale Auction has always been a treat for me in the four plus years I've been a member. You never know what might show up and there are always great bargains to be had. It's a great opportunity to add to your tool or reference book library and both Bob Fivehouse and Tom Ruggiero keep it fun and entertaining. I encourage you all to attend and share in the fun. Remember, the meeting is scheduled to start at 7 PM so try to be early. Thanks to all and have a very happy and joyous holiday season!

Mike Gutsick



UPCOMING TECH SESSIONS

December 18, 2007 – White Whale Auction

January 22, 2008 – Garry Kingzett will show us how to make scale eye bolts

February 26, 2008 – Barry Rudd and Roy Goroski will be demonstrating hull planking methods

The **'BROADAXE'** is published monthly by The Ship Model Society of New Jersey, a nonprofit organization dedicated to teaching and promoting ship modeling and maritime history. Membership dues are \$30.00 for the first year and \$25.00 per year thereafter

Visit our Web Site at: <http://www.njshipmodelsociety.org> where a Web version of the **BROADAXE** can be found. The **BROADAXE** is distributed by both US mail and e-mail in PDF format.

Regular meetings are held on the **FOURTH Tuesday** of every month at 7:30 P.M. at the Millburn Free Public Library, 200 Glen Avenue, Millburn, New Jersey.

Guests are always welcome.

Contributions to the **BROADAXE** are always welcome, and SMSNJ members are encouraged to participate. Articles, shop hints and news items may be submitted directly to The Editor as typed manuscript or electronic files, either on discs or by e-mail. Handwritten notes or other materials will be considered depending on the amount of editing and preparation involved.

Direct All Correspondence To:

BROADAXE EDITOR

Michael Gutsick, 34 Junard Drive, Morristown, NJ 07960
(973) 734-1648 E-mail: mikegutsick@optonline.net

OFFICERS

PRESIDENT:

Jeffrey Fuglestad, 73 Rensselaer Road, Essex Fells, NJ 07021
(973) 228-3230 E-mail: boatworks1@worldnet.att.net

VICE PRESIDENT:

Edward Hegstetter, 79 Cyprus Point Lane, Jackson, NJ 08527
(732) 928-1140 E-mail: jeheg14@optonline.net

TREASURER:

Ken Schuetz, 34 Oak Drive, Roseland, NJ 07068
(973) 226-9004 E-mail: knschuetz@verizon.net

SECRETARY:

Michael Gutsick, 34 Junard Drive, Morristown, NJ 07960
(973) 734-1648 E-mail: mikegutsick@optonline.net

WEBMASTER:

Al Geigel E-mail: algeigel@optonline.net

THE BROADAXE


NEWSLETTER
of
THE SHIP MODEL SOCIETY OF NEW JERSEY

Founded in 1981

Volume 25 Number 12

December 2007

Newsletter Editor:
Michael Gutsick
34 Junard Drive
Morristown, NJ 07960



NEXT MEETING:

December 18, 2007

7:00 PM

**MILLBURN PUBLIC
LIBRARY**

**WHITE
WHALE
AUCTION**