

THE BROADAXE

NEWSLETTER
of
THE SHIP MODEL SOCIETY OF NORTHERN NEW JERSEY
Founded in 1981



Volume 25, Number 1

January, 2007

MINUTES OF THE REGULAR MEETING December 19, 2006

The meeting was called to order at 7:40 PM by President **Jeff Fuglestad** with 31 members in attendance.

We had an abbreviated business section tonight in order to leave plenty of time for the auction.

Ken Schuetz provided us with his Treasurer's Report.

Ozzie Thalman provided us with details on the upcoming model show being held at the Parsippany Library. We have scheduled two model drop off times with the library. You can bring your models on either Friday, January 5, 2007 from Noon to 5 PM or on Saturday, January 6, 2007 from 9:00 AM to 5:00 PM. Ozzie will be at the library on both days. In the event of snow or ice, the models can be dropped off on January 12th and 13th during the same time periods. If you have any folding tables that can be used at the library, please bring them. Ozzie also said that the Library would like to have an open house on Tuesday, January 9, 2007 from 2:00 PM to 5:00 PM and has requested that some of our members be in attendance to answer any questions about our work and the models on display. The following members have volunteered to be at the library for this open house: **Jeff Fuglestad, Barry Rudd, Bernie Bahr, Tom McGowan and Ken Schuetz**. If any other members would like to come to the open house at the library, please feel free to do so.

Directions and a map to the library were handed out at the meeting. The library's address is 449 Halsey Road, Parsippany, NJ 07054 and can be easily reached from either Routes 80 or 287. From Route 80, take the exit for Route 202 South and proceed on Route 202 South to Halsey Road (there is a Gulf Station at Halsey Street) and make a left onto Halsey Road. The library is approximately 100 yards down the road on the left. If you are coming from Route 287, take the exit for Route 10 West to the exit for Route 202 North (the exit is before the Wendy's restaurant). Halsey Road will be the third traffic light. Make a right turn onto Halsey Road and the library will be approximately 100 yards on the left.

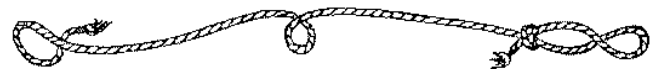

There being no further old or new business brought up, no Show & Tell or Tech Session scheduled, we proceeded with the main event of the night, the Auction!





White Whale Auction

Once again, our favorite auctioneer, **Bob Fivehouse**, lent his considerable talents to the evening's festivities. A complete accounting of the results of the auction will be provided by Ken Schuetz at the January meeting at which the sellers will receive their net proceeds (after the club's 10% cut) from the items sold on their behalf. A few photos of some of the items offered follow.



FROM THE EDITOR

I hope that everyone has had a happy and safe holiday season. Looking back at the year just passed, 2006 was a busy and successful year for the Club. While we are saddened at the loss of those members who have passed away, we have brought on board many new members who have shared their talents and skills with us and keep the Club alive and growing. I am looking forward to 2007, which starts off with a bang with a two month long model exposition at the Parsippany Library, and what new projects and Tech Sessions will be presented at the coming meetings. Speaking of Tech Sessions, I once again appeal to all of you to consider sharing your skills and expertise with us in a 15 minute or so session. Please contact Ed Hegstetter and let him know when you would like to share your expertise with us.

Mike Gutnick



“Soundings From D-Deck”

I have a correction to make from the December issue of the Broadaxe. The Kon-Tiki kit and tools donated to the club were donated by Bob Johnston. I inadvertently misspelled Bob’s name. Again, on behalf of the Club, thank you for thinking of us. Your items were well received and we greatly appreciate your generosity.


True to his word, Michael Storch brought in sample size bottles of tool maintenance lubricants which he obtained from Empire Manufacturing. Michael handed out to everyone at the meeting 2 fl/oz bottles of Table-Top Lubricant, Dri-Tool Lubricant and OptiCut-XL and asked us to try them out and let him know how we liked them.

In the September issue of the Broadaxe, I commented on the *US New York*, which was currently under construction in New Orleans. Ed Hegstetter forwarded the following to me which provides an update to the ship’s status. An artist’s rendering of the *New York* was available at that time. As you can see, the *USS New York* is now commissioned and at sea, the fifth in a new class of warship designed for missions that include special operations against terrorists. The ship’s motto?

“NEVER FORGET”



In the many “how-to” books on ship modeling, you often come across many tips and home built accessories that grab your interest but not to the point where you actually make the item. One such book is Milton Roth’s book “Ship Modeling from Stem to Stern”. I have found it to be an excellent resource. Included in the chapter on size and scale is a section on making your own proportional dividers, a much needed addition to your shop tool inventory if you wish to enlarge or reduce your plans. The original idea came from the Northshore Deadeyes. It was quite easy to make and while it will not replace commercial quality proportional dividers in terms of accuracy and flexibility in setting scales, it is a neat little addition to your home made tool inventory. I made mine using poplar and oak scraps I had lying around my shop. The stock needs to be 1/8” thick and ripped to 1/2” widths. The overall length of the dividers is 9” with the wooden portion 8” long. Using my free CAD program, CadStd, I made a drawing to actual size of the divider which, after printing off, I could use as a template for positioning the three holes. I am including this drawing for your information. However, in converting the drawing to PDF format, it is no longer in actual size and cannot be used as a template. The holes are 7/32” and are just the right size for #4 bolts. I used a 1/2” #4 bolt, 3 washers and a #4 nut to assemble the dividers. While the Roth book indicates that the points are nails, I used sewing machine needles for the points. One important shop tip if you use sewing machine needles – anneal them first! They will break, not bend, if you don’t anneal them first. I also decided to paint my dividers. I felt that if I left them natural, they would disappear on my workbench. I grabbed the first bottle of Folk Art paint I had handy, which happened to be plum of all colors. A funky color to be sure, but it’s very easy to find. I think each person will find the scale on their own divider a little different, but on my dividers, hole #1 (1-1/4” from the end) works out to be 1:4.5, hole #2 is 1:3.25 and hole #3 is 1:2.





**JUST A REMINDER OF
UPCOMING EVENTS**

January 5 & 6, 2007 – Parsippany Library model drop off

April 28, 2007 – North East Joint Clubs model exposition – New London, CT

June 10, 2007 – Philadelphia Ship Model Society RC Model Regatta

The '**BROADAXE**' is published monthly by The Ship Model Society of Northern New Jersey, a nonprofit organization dedicated to teaching and promoting ship modeling and maritime history. Membership dues are \$30.00 for the first year and \$25.00 per year thereafter

Visit our Web Site at:
<http://www.njshipmodelsociety.org> where a Web version of the **BROADAXE** can be found. The **BROADAXE** is distributed by both US mail and e-mail in PDF format.

Regular meetings are held on the fourth Tuesday of every month at 7:30 P.M, at the Millburn Free Public Library, 200 Glen Avenue, Millburn, New Jersey.

Guests are always welcome.

Contributions to the **BROADAXE** are always welcome, and SMSNNJ members are encouraged to participate. Articles, shop hints and news items may be submitted directly to The Editor as typed manuscript or electronic files, either on discs or by e-mail. Handwritten notes or other materials will be

considered depending on the amount of editing and preparation involved

Direct All Correspondence To:

BROADAXE EDITOR

Michael Gutsick, 34 Junard Drive, Morristown, NJ 07960
(973) 734-1648 E-mail:
mikejgutsick@optonline.net

OFFICERS

PRESIDENT:

Jeffrey Fuglestad, 73 Rensselaer Road, Essex Fells, NJ 07021
(973) 228-3230 E-mail:
boatworks1@worldnet.att.net

VICE PRESIDENT:

Edward Hegstetter, 79 Cyprus Point Lane, Jackson, NJ 08527
(732) 928-1140 E-mail: jeheg14@optonline.net

TREASURER:

Ken Schuetz, 34 Oak Drive, Roseland, NJ 07068
(973) 226-9004 E-mail:
knschuetz@verizon.net

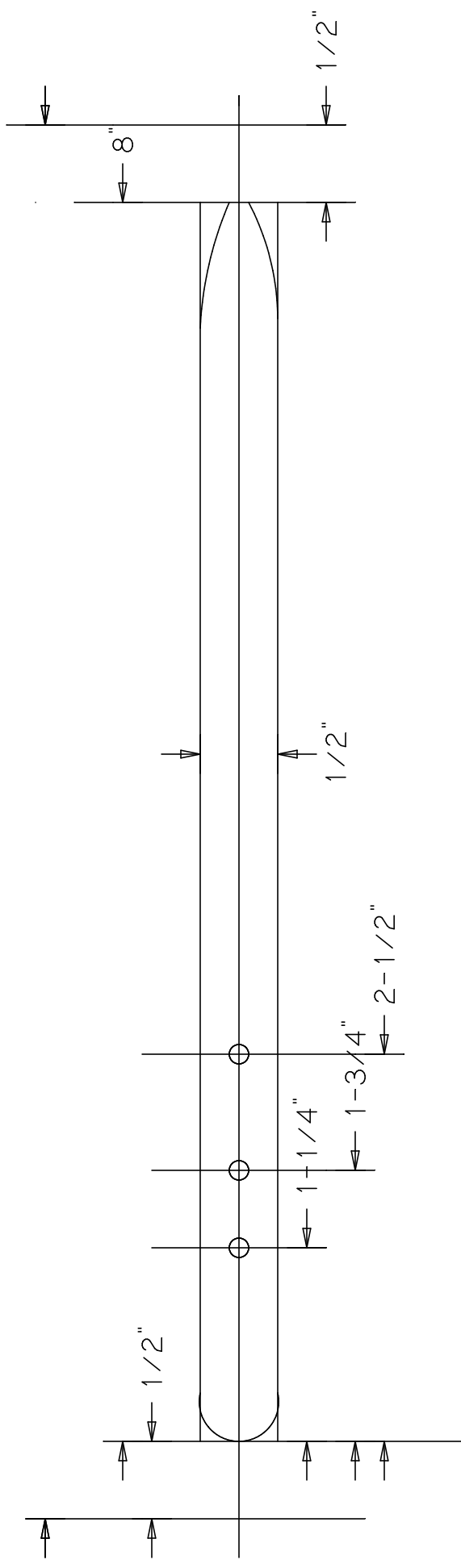
SECRETARY:

Michael Gutsick, 34 Junard Drive, Morristown, NJ 07960
(973) 734-1648 E-mail:
mikejgutsick@optonline.net

WEBMASTER:

Al Geigel E-mail: algeigel@optonline.net

Proportional Dividers



From "Ship Modeling from Stem to Stern" by Milton Roth
 (Courtesy of Northshore Deadeyes, Ltd.)

THE BROADAXE


NEWSLETTER
of
THE SHIP MODEL SOCIETY OF NORTHERN NEW JERSEY

Founded in 1981

Volume 25 Number 1

January 2007

Newsletter Editor:
Michael Gutsick
34 Junard Drive
Morristown, NJ 07960



NEXT MEETING:

January 23, 2007

7:30 PM

**MILLBURN PUBLIC
LIBRARY**

Tech Session

To Be Announced