

THE BROADAXE

NEWSLETTER
of
THE SHIP MODEL SOCIETY OF NEW JERSEY
Founded in 1981



Volume 31, Number 14

April, 2013

MINUTES OF THE REGULAR MEETING April 23, 2013

The regular meeting was called to order at 7:00 by our president, **Tom Ruggiero**. Twenty three members and one guest, **Bill Houston**, were present. Since this was the third meeting for Bill, he was eligible for club membership. The group unanimously voted him on board. Bill, welcome to the SMSNJ.



OLD BUSINESS

Only two (2) hats and three (3) mugs remain. It was collectively decided at the April meeting to reduce the price of the mugs to \$2.00 [essentially to cover our cost]. The price reduction was a successful catalyst and several of our members are now the proud owners of SMSNJ mugs.... a welcome addition to any ship modeler's household. Keep in mind that only three mugs now remain. This could be your last chance to own a most unique drinking vessel.

Anniversary Celebration

The food, company and the weather were terrific; and the day was dedicated to the memories of long time member **Henry Schafer** and our good friend and plank owner **Ed Hegstetter**. For many in the SMSNJ, Henry's models are like old friends so it was great to be able to see them once again. On behalf of the club, our thanks go out to **Mason Logie** and his committee of **Chuck Bergman** and **Dennis Powell** for planning this great event. An excellent time was had by all at Bahr's.

The members present at the April meeting voted make the Anniversary Celebration an annual event. We will continue the discussion at the May meeting.

2013 NE Joint Clubs Conference

The "Joint Clubs" was excellent. There were well over 100 registered conference attendees, as well as several walk-ins. As in past years, SMSNJ was represented with

a solid turnout of 13 members (and spouse). While there was a hole in hearts caused by the absence of members like Ed and Henry, it was nice to see some of our newer members take part in the event.

This year's conference included a wide assortment of well-crafted models from many different period of naval history.

First place in the 2013 People's Choice Award was awarded to a heavily modified *HMS Dianna* from the Joitika kit. Second place went to the *Friendship* sloop and third place went to the *Thomas Edison*, a stern wheeler diorama.




It is safe to say that the Joint Clubs Conference was a complete success.

Ed's Note: I am happy to report that Larry Friedlander, our fellow SMSNJ member and club secretary, is on the mend and feeling better. We look forward to his speedy return to the meetings and content creation for the Broadaxe. I am also happy to report that Al Geigel is back in good health as well; happily both he and Grace were able to attend the conference. And finally, we wish Ed Marrie a speedy recovery and look forward to his ongoing participation in club events.

Thanks to Tom R. for taking the minutes at the April meeting and for writing the April Broadaxe.

We are also pleased to report the successful completion of the 4th annual **Jim Robert's Award**. Thanks go to the Jim Roberts committee, the club judges, and all of the modelers who participated in the competition. This year's winner was a very well done model of a *Friendship* sloop by **Spence Delin** of the Philadelphia Club. This is now the fourth model to be chosen that accurately reflects the values and modeling craftsmanship of Jim Roberts.

Kudos goes out to the original committee for creating the "Categories of Judging" and to the award judges for staying true to the essence of the competition; a job well done.



The Jim Roberts Award has been created in memory of Jim Roberts, one of the founding members of our club. As a modeler, Jim was noted for the craftsmanship, beauty and attention to detail of his models. The criteria we have selected for this award are designed to identify the model that best exemplifies the standards to which Jim aspired.

Categories of Judging

Effort: Apparent* amount of work expended on the model.

1. **Complexity of prototype** ~ apparent complexity of the actual vessel on which the model was based.
2. **Number of skills required to create the model.**
 - i.e.: Woodworking, metalworking, rigging, carving, diorama building, water, weathering, flags, decorations (including painting of friezes and small work) or any other skills evident in the making of the model.

Construction:** Fit of the components.

1. **Mastery of skills** ~ how well did the modeler use the necessary skills required to create the model.
 - i.e.: Woodworking, metalworking, rigging, carving, etc.
2. **Integration of the parts** ~ fit and/or quality of the component(s) that makes up the model.

Finish: Scale, consistency and uniformity of surface treatment.

Proportion: Appropriate size of components in relation to each other in the designated scale.

Over-All impression: (The "WOW" effect)

1. **An evaluation of the model's realism.**
2. **The esthetic effect the model has on the viewer.**

* Where the term "apparent" is used it is meant to represent the judge's personal evaluation without recourse to information from the modeler.

** In the event of a tie, the "Construction" category score will be used as the tiebreaker to determine the winner



NEW BUSINESS

The club has voted **Joan Hegstetter**, Ed's wife, as a permanent honorary member of the SMSNJ. For each project that we participate in, countless acts are required to bring the event(s) to fruition. Joan has always been there, ready and willing to help out at the various shows and conferences that we have hosted over the years. An example of this was the NE Joint Clubs Conference that our club hosted in 2012. First, Joan with her husband, and the rest of the conference committee and their respective spouses [Grace Geigel and Clara Ruggiero] spent an evening at Tom R.'s house creating the attendee packages. Then on the day of the event, Joan along with Grace, tirelessly and always with a smile worked the door greeting all of the club members, handing out attendee packets, and dealing with the day's inevitable challenges. Joan has played a big part in our club and we owe her our thanks. This is but a small way to show our complete appreciation. Tom R. will prepare a presentation letter to be presented to Joan at a future meeting.

Ed.'s Note: as a 2012 conference committee member and conference attendee, I cannot overstate how these acts contributed to the success of the conference. We hope that Joan will continue to feel that she is a part of the club and is always welcomed.

Gregg Herbert and **David Anscherl**, of **Admiralty Models** will be conducting the Fall 2013 workshop in both the U.S. (Baltimore, MD), October 11-13 and Canada (Niagara on the Lake), October 25-27. The title of this workshop will be *Spar Making and Fittings, Block Making, Lashings and Splices*. The workshop will focus on mast and block making and rigging. The workshops provide an excellent opportunity to learn from the best while working with fellow modelers from all over the country (and Canada). Several SMSNJ club members have participated in past workshops and can attest to the great experience that they provide.

<http://www.admiraltymodels.com/Workshops.html>

The Nautical Research Guild [NRG]

The Nautical Research Guild [NRG] will hold their 2013 NRG Conference in Charleston, SC from October 16th - 20th. Details are about the event are on their website, <http://www.thenrg.org/2013-nrg-charleston-conference-details.php>. There will be several first rate presenters

including **Abe Hoving** and **Fred Hocker** from the **Vasa Museum**. Mr. Hoving is recognized by the international academic community as one of the world's renowned specialists in historic shipbuilding, and undoubtedly the most knowledgeable scholar in the field of Dutch shipbuilding from the late 16th century onwards. Fred Hocker's credentials are truly impressive. Since 2003, he has been the Director of Research at the Vasa Museum in Stockholm, Sweden, where he is responsible for the comprehensive publication of the find. His research interests focus on shipbuilding and maritime economics in the Middle Ages and Renaissance Period.

One of our own, **Allan Yedlinsky** and his co-author **Wayne Kempson**, will be discussing their recent book *HMS Euryalus*.



BOOKS AND PUBLICATIONS

The well know artist, **Geof Hunt** (who created all of the cover art for the Patrick O'Brien Novels) is looking for information regarding the *Agememno*. He wants to know exactly what she was doing between 1 to 2 pm on the 21st of October, 1805 [The Battle of Trafalgar (but you knew that)]. Geof is working on a painting and if you are familiar with his work, you know the level of historic accuracy in his artwork. If anyone has any appropriate information regarding the *Agamemnon* or better yet, if you were present at the battle and can give a first-hand account (LOL) contact information will be given upon request.

No new books were presented at April meeting.



WEBSITE & LENDING LIBRARY

Website: <http://www.shipmodelsocietyofnewjersey.org/>

Downloads Page

Download Articles

[Sharpening Chisels](#) - by Michael Storch

[Model Painting](#) - by Nicholas F. Starace II

[Resin Casting Made Easy \(one part molds\)](#) - by
Nicholas F. Starace II

[Scales for Ship Models](#) - by Nicholas F. Starace II

[Metal Blackening](#) - by Bob Filipowski

[United States Navy Brig Eagle](#) - by Kevin James Crisman
of Texas A&M University

[Building A Ship's Stove](#) - Allan Yedlinsky

[Building a Capstan](#) - Allan Yedlinsky



CAPSTAN TUTORIAL

By
ALLAN YEDLINSKY

There are a lot of small parts that go into making a set of upper and lower capstans but the finished goods add a lot to the look of a finished model ship. An otherwise fine model can be ruined by a rough looking capstan, but there is no reason anyone can't make a professional looking piece with either hand tools or basic power tools. I would like to preface this tutorial by noting that while I have the good fortune of having added some decent power tools and attachments to the shop over many years, these only make the going less time consuming. They do not necessarily add to the look of the finished piece.

First up, use a good set of drawings. Rex has prepared a set that will serve you well. I used these and drawings from The Fully Framed Model by David Antscherl, so you may note some small differences in the photos compared to the drawings. Adding the small additions are easy, do not require any special tools, and are up to the individual builder.

I begin by making all of the individual parts. Starting with the barrel, you can start with square stock or round stock. The barrel is faced differently for the upper capstan and lower capstan as the upper has six whelps and the lower has five.

I cut the faces with an end mill but they are easily filed by hand. If doing this by hand, I suggest starting with a round piece that is nothing more than a dowel. I know there are a lot of opinions as to what wood to use on a model, but there are so many small pieces in this project that it is important to use close or no grain hard wood to get sharp clean edges.

To see Allan's complete **Capstan Tutorial** go to:

http://www.shipmodelsocietyofnewjersey.org/resources/Downloads_page/CapstanTutorial.pdf

Lending Library:

<http://www.shipmodelsocietyofnewjersey.org/club-library.php>



TECH SESSION

Tom McGowan had been scheduled to give a tech session on soldering. Unfortunately, Tom was not able to attend the April meeting, so his tech session was rescheduled for May.

This tech session is a must see for anyone interested in soldering.



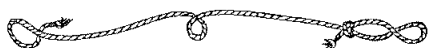
AARDVARK WORKSHOP

There were very few attendees at the last quilt shop meeting. Could it be that we're all tucked out from the Lunch at Bahr's. You're missing a great time some come and enjoy.

Thank you to Tony and Sally for continuing to make the Aardvark Quilt Shop available to our members.

SMSNJ members, the next workshop get-together at the Aardvark Quilting Shop will be May 18, 10AM - 2PM.

Aardvark Quilt shop, 48 Speedwell Ave. Morris Plains, New Jersey 07950 [next to the Plaza Restaurant]



SHOW AND TELL

Tony Allworth brought in his in model of the USCG Motor Lifeboat 36500. On February 18, 1953, the Lifeboat 36500 rescued the crew of a ship that had broken in two off of Chatham Mass. Tony's model started as a RC model kit but he has scratch built and redone almost everything in his static model [sound familiar]. The USCG Motor Lifeboat 36500.model is 3/4" to the foot, so there is a lot of fine detail. Tony's treatment of the brass fittings is excellent and the model is true to the scale fidelity. Tony, well done... keep up the good work.



You can see the 36500 up close if you come to the Aardvark Quilt shop May meeting.



HANNAH GROUP

The last Hannah Group meeting was held on Saturday May 11 at the "Casa Del Rudd" (Barry's House). Barry, Tom M., Roy, Larry, Michael, and Chuck were in attendance. The meeting was representative of past group meetings; a presentation of group member's work, and an interactive discussion of modeling techniques. Food and beverages were generously provided by our host, Barry. Thanks to all of our group members who have graciously opened both their homes and their workshops to host these monthly meetings throughout the duration of this project.

Even though the Hannah Group as a formal entity has reached an end and group member's models are in various stages of completion, the important thing is that we all learned new modeling skills, made some sawdust, and enjoyed each other's company. We hope that Hannah Group members will continue to work on their models and show us the fruits of their labors at future meetings.





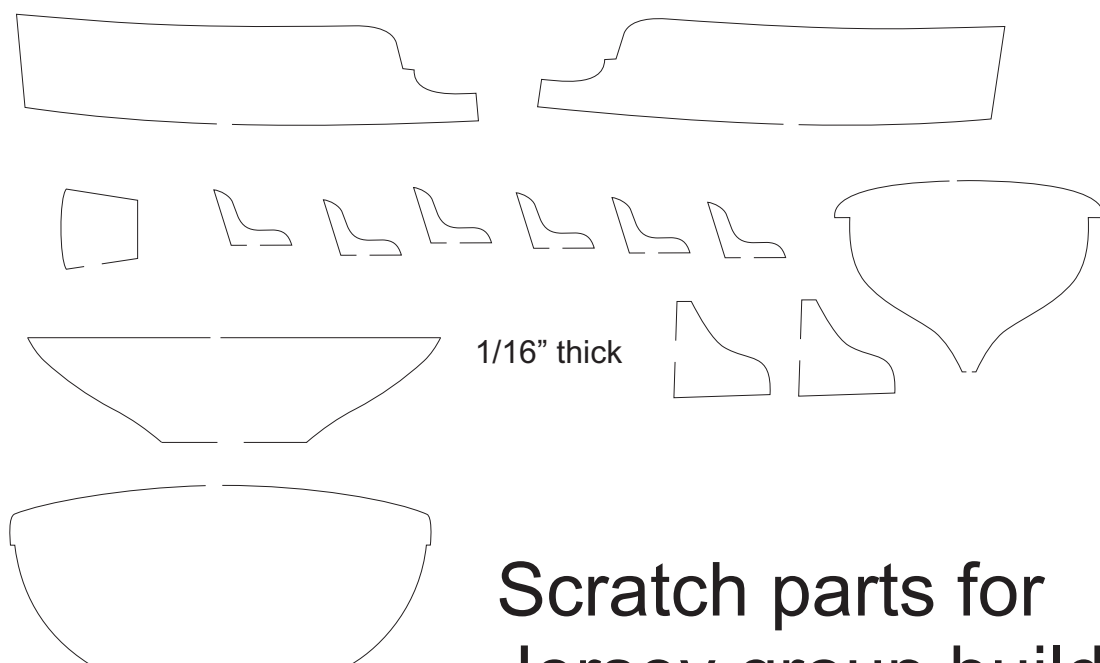

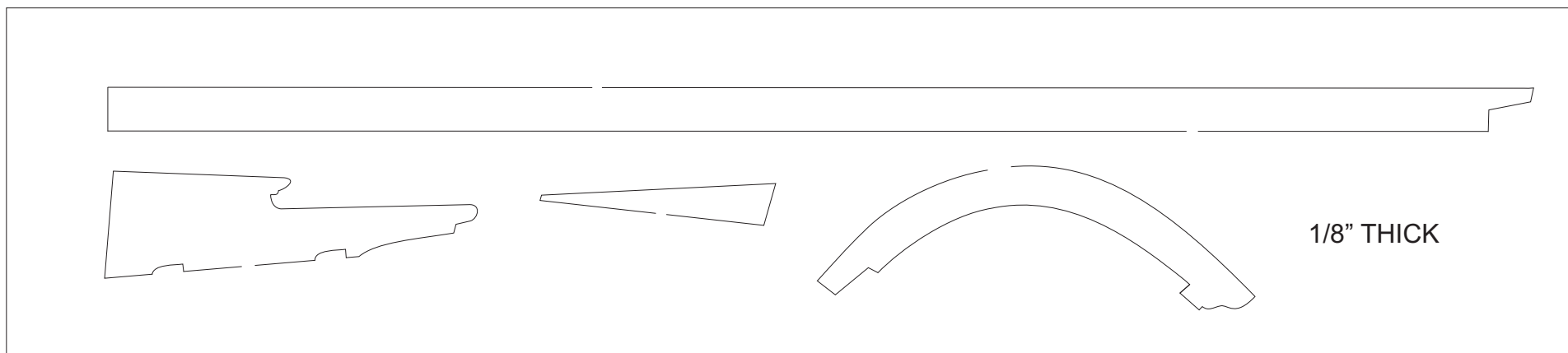
The Pinnacle Group [or “The Officer’s Transport Boat With 9 Or Less Oarsmen Group” (TOTBWNLOG)] will be taking off in June with the first meeting at Chuck’s new shop on June 8th at 9 am. Nineteen people have to date signed up to participate in the group. As of last Saturday, Chuck had distributed 14 of the 19 ordered kits. Chuck will bring the remaining kits to the May meeting. If you have not yet picked up your *Pinnacle* kit please do so as quickly as possible.

There will be two build options for the group: 1. Build the model utilizing the kit parts; 2. Do a semi-scratch build combining some of the kit parts with scratch built parts utilizing the wood from the **HobbyMill** Lumber Packages. Jeff Hayes of HobbyMill did a truly excellent job putting together the wood packages for the group. Either way, the project [with Chuck’s ongoing guidance] promises to be a great experience.

For those doing the semi-scratch build, please see the accompanying plans. It shows all of the parts that must be cut out with a scroll saw for folks who are upgrading the wood.

If any member would like an email copy of the roster please drop a note to **Larry Friedlander** at the email address listed at the end of the Broadaxe. If there is an error on the roster let Larry know and the roster will be amended. Please make sure that your spam filter is not blocking emails from **Chuck Passaro** because if it is, you won’t get the Broadaxe and member bulletins. You can eliminate the filtering by adding Chuck Passaro’s email address to your contact list. Please keep the secretary informed of any changes so that the roster can be kept current. If you would like a printed copy of the roster please send a SASE to the secretary (address at the end of the Broadaxe) and one will be mailed to you. Rosters are also available at the monthly meetings. Please keep the secretary informed of any changes so that the roster can be kept current. If you would like a printed copy of the roster please send a SASE to the secretary (address at the end of the Broadaxe) and one will be mailed to you. Rosters are also available at the monthly meetings.

The meeting was adjourned at 9:15



Scratch parts for
Jersey group build.
English Pinnacle

The '**BROADAXE**' is published monthly by The Ship Model Society of Northern New Jersey, a nonprofit organization dedicated to teaching and promoting ship modeling and maritime history. Membership dues are \$25.00 for the first year and \$20.00 per year thereafter

Visit our Web Site at:

<http://www.shipmodelsocietyofnewjersey.org> where a Web version of the **BROADAXE** can be found. The **BROADAXE** is distributed by both US mail and e-mail in PDF format.

Regular meetings are held on the fourth Tuesday of every month at 7:30 P.M., at the Millburn Free Public Library, 200 Glen Avenue, Millburn, New Jersey. Guests are always welcome.

Contributions to the **BROADAXE** are always welcome, and SMSNNJ members are encouraged to participate. Articles, shop hints and news items may be submitted directly to The Editor as typed manuscript or electronic files, either on discs or by e-mail. Handwritten notes or other materials will be considered depending on the amount of editing and preparation involved.

The **Broadaxe** is written by Larry Friedlander, edited by Michael Storch, and distributed by Chuck Passaro and Ollie Ericksen.

Your ideas and suggestions are always welcome in the **Broadaxe**. Please submit them to **Larry Friedlander**.

Direct All Correspondence To:

BROADAXE EDITOR

Michael Storch, 115 Virginia Ave., Clifton, NJ 07012
(973) 472-3232
E-mail: mstorch@stro.com

OFFICERS

PRESIDENT:

Tom Ruggiero 54 Peach Orchard Drive,
East Brunswick, NJ 08816
(732) 257-6063
Email: Ruggierotp@aol.com
Trugs@comcast.net

VICE PRESIDENT:

Chuck Passaro
E-mail: cpassaro@verizon.net

TREASURER:

Ken Schuetz 34 Oak Drive, Roseland, NJ 07068
(973) 226-9004
E-mail: knschuetz@verizon.net

SECRETARY:

Larry Friedlander 112 Holiday Lane,
Rivervale, NJ 07675
(201) 666-6984
E-mail: Twomai@gmail.com

WEBMASTER:

Chuck Passaro
E-mail: cpassaro@verizon.net


THE BROADAXE NEWSLETTER
THE SHIP MODEL SOCIETY OF NEW JERSEY

Founded in 1981

Volume 31 Number 3

April 2013

Newsletter Editor
Michael Storch
115 Virginia Ave.
Clifton, NJ 07012



NEXT MEETING:

May 28, 2013

7:00 PM

MILLBURN PUBLIC
LIBRARY

Tech Session: Soldering