

THE BROADAXE
NEWSLETTER
of
THE SHIP MODEL SOCIETY OF NEW JERSEY
Founded in 1981



Volume 31, Number 7

July, 2013

**MINUTES OF THE REGULAR MEETING
July 23, 2013**

The regular meeting was called to order at 7:00 by our president **Tom Ruggiero**. 25 members and one guest, **Jerry Mann** from Pompton Lakes, were present. We welcomed **Don Houston** as a new member unanimously. We are happy to note the return of **Roy Goroski** who is recovering from some health issues.

Please keep your contact information up to date. Your email address is particularly important because that is the main avenue of communication for club announcements. In case of emergencies such as last-minute cancellations due to weather, emails will be sent to the members.

Dues were collected and members are reminded that the official date for paying dues was July.

Treasurer's Report

Our treasurer, **Ken Schuetz**, brought us up to date on the club's finances. After accounting for the collection of dues and donations for refreshments, the final resolution of the financial aspect of the club shirts, payment of the yearly fee for our website, and the costs associated with producing and mailing the *Jim Roberts* award, assures us that we're fine.

Again, dues were payable in July. If you don't attend the meeting please mail them to Ken whose address is at the end of the Broadaxe.



OLD BUSINESS

Hats: they're Gone!

Tom Ruggiero offered the final three mugs for sale at two dollars apiece. If they weren't sold by the end of the evening they are going into his cupboard.

Mugs: Going, Going, and they're Gone!

New Club Shirts

The dark blue polo shirts with the club insignia have been delivered and distributed by **Tom Ruggiero**. We all agree that they make us look 10 pounds slimmer. Thanks again Tom.



The Nautical Research Guild [NRG]

The Nautical Research Guild [NRG] will hold their 2013 NRG Conference in Charleston, SC from October 16th - 20th. Details are about the event are on their website, <http://www.thenrg.org/2013-nrg-charleston-conference-details.php>.

We're bigger AND better!

Color photographs, kit reviews, articles on ship model building, expanded Shop Notes, features on naval architecture, nautical history, and the maritime arts
Our new 80-page Journal has it all!

The annual cost of membership will remain at \$38 US, and \$50 for all other countries. Visit our website at www.thenrg.org to learn more.




THE NAUTICAL RESEARCH GUILD
"Advancing Ship Modeling Through Research"



NEW BUSINESS

Don Houston is looking for plans of the SS Houston, captained by a relative, built in 1878, and the first ship to be electrified. Don found a company in England named *Model Restorations* who had for sale a model of the Oregon. He has emailed them inquiring about buying the plans from them but has received no response. He hoped that maybe a letter from the club might get a better reaction. It was suggested that **Bob Fivehouse** would be the person to talk to about plans for ships of that era. **Roy Goroski** remembered that the *USS Constitution* ship club has offered to make available plans of ships on which they have worked.

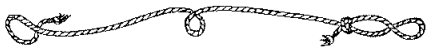
Dr. Fletcher brought in several copies of the Ancre edition of the *Gros Ventre*, which he purchased at an auction site online at a very advantageous price. He very kindly sold his excess copies to members of the group, again at a very advantageous price.



Tom Ruggiero took a trip down to Annapolis to see the war of 1812 exhibit and to visit Don Preul, curator of models in the museum. As a result of sequestration, Don is not working on Mondays but his job is safe for an interesting reason. At the end of the First World War, in spite of being victorious, England found herself in dire economic straits. Many landowners found themselves land rich but cash poor and as a result had to sell off works of art and other items of interest. Col. Rogers went to England and purchased many model ships at fire sale prices. When he passed away, the collection he formed was donated to the US Naval Academy with the proviso that it be kept intact and that there always be a curator. The local club meets in the museums workroom twice a week to work on models that are not on display or that are being readied for display. Don invited us to come down and have a meeting with their group on a Saturday to be determined.



<http://www.usna.edu/War1812/index.php>



WEBSITE & LENDING LIBRARY

Website: <http://www.shipmodelsocietyofnewjersey.org/>

Missed one of the past issues of the Broadaxe or need to look up a previous article... Did you know that back issues of the Broadaxe dating from 2002 to the present are available online at the club's website.

<http://www.shipmodelsocietyofnewjersey.org/broadaxe-online.php>

Resources Available on the club's website:

SMSNJ Website: Featured Model

<http://www.shipmodelsocietyofnewjersey.org/featured-model.php>

ModelShipWorld.com:

Chuck is also the host of **ModelShipWorld.com**, a wonderful ship model building resource, which will probably include a section for our group build of the pinnacle. Please visit *ModelShipWorld* and if you like it, consider making a contribution towards its upkeep.

<http://modelshipworld.com/>


Lending Library:

<http://www.shipmodelsocietyofnewjersey.org/club-library.php>

Gary Kingzett has very kindly donated his collection of nautical history and ship modeling books to the club.

These books will be available to the membership as part of our library. A list of the new books will be generated shortly and at that time they will be available for loan.

Update: Donation Pending




TECH SESSION

Jim Lavelle presented a very interesting text session on the use of the vertical Mill. Jim has been experimenting with the use of the mill in model building because he's had some hand issues, which make cutting precise and joints very difficult. Jim started off by emphasizing the necessity for absolute accuracy in the setup. Jim uses such tools as right angles, dial indicators, and rulers to ensure the precision of each cut. The Mill operates in all three dimensions: X, Y, and Z; side to side, in and out, and up and down. Each of these axes must be at 90° in relation to the cutter. Jim uses a good mill vice which is ground to precisely 90°. Each cut is marked out with a very sharp scribe. This creates a very precise cutting line and helps prevent rip out. Jim uses an end mill to do his cutting. He makes a series of passes to cut away the waste, gradually approaching his outline. He achieves different angles by rotating the work piece in the vice. Jim demonstrated the cutting of the scoff joint and of the chock that fits in it. We want to thank Jim for bringing in his equipment and giving us such an interesting demonstration of its use.



The video recording of this tech session will soon be available for those members who were not present or who would like to see the presentation again.

If you have any experience in editing and reproducing video recordings, please get in touch with Larry Friedlander.



If you have an idea or would be interested in conducting a tech session please contact Chuck.

No tech session is planned for the August meeting.

Chuck Passaro is turning his avocation into a new web based business named the *Syren Ship Model Fittings and Supplies*,
<http://www.syrenshipmodelcompany.com/>

It will provide the ship modeling community with boxwood rigging blocks; turned **brass** cannons; resin figureheads and castings; miniature rope; laser cut ship model fittings; books; and other ship modeling items.



Excellent Quality Products
Excellent Customer Service

We encourage readers of the Broadaxe to visit Chuck's site and explore his offerings; and, we wish Chuck the best of luck in his new endeavor.

Model Expo Update: Reprint of an email sent from Marc Mosko

Although there may be a change of ownership someday (I am 74 and my bones are creaking) most likely there will be instead an influx of capital into Model Expo as we are talking with more than one investor. I am starting to have seller's remorse as I hate to not be part of this wonderful industry in my retirement. So selling may not be in the cards but inviting outside capital for growth in a new direction in hobbies is very tempting. Also, in my advanced age I find I don't need as many pairs of shoes as I did a few decades ago... so personal money is not an issue.

Our plans for the future of Model Expo are based on two

pillars 1) Continued kit production and 2) Recycling of hobby collectibles.

The first pillar is our new kit production which has not slowed down. In the past 12 months you saw the introduction of Confederacy, Philadelphia Gunboat and Essex. How many wood model companies do you know anywhere in the world who release 3 major new kits in a year? In addition, we released the Model Trailways BuckBoard, which is astoundingly accurate, detailed down to the last bolt ... and how about the Ruckers Ambulance, which has met huge success in the Guns of History line of products? Even artillery soldiers get hurt ... at least they did in the U.S. Civil War. Shortly ... around October the biggest prize of all goes into production .. the Red Baron's Fokker Dr2 Tri-plane from WWI. When it is formally announced get your order in quick as we can only make around 50 pieces per month. This is the airplane kit of all airplane kits.

The second pillar is the recycling of hobby collectibles. When I retired 3 years ago and I handed the reins over to our very capable President, Eric Snow who has a keen understanding of customer needs and excellent management skills. I figured retirement would involve hanging around the house more; maybe start building models (haven't had time these past 37 years) and teaching school, which I still do. But after a few days my business hormones started acting up again and to amuse myself I started selling off my own collections of miniature autos and trains on eBay. To my surprise I did well .. I became a decent photographer and wrote descriptions that invited bidding on my no reserve auctions. Before, I knew it eBay became my addiction and I had to go out buy stuff to sell or partner with others who wanted to cash in their collections. ... a whole new business!. eBay surprised us and a few months ago I showed Eric what I was doing and suggested that Model Expo give it a try as well. The result has been a huge success with over 100 kits and tools on eBay everyday Model Expo has found a huge cache of new customers and business we never knew was there. Plus, our customers love it ... imagine we offer European and Model Shipway kits at no reserve starting a one dollar! Some people get fantastic bargains and others just save big and get what they want. But at the same time our sales just go up and up. Good for you and good for us. So this second pillar is all about building a Model Expo eBay store selling not only Model Expo made products but all kinds of hobby collectibles. Want to see what we are doing? Go to eBay, click on Advanced in the right hand corner and then look to the left where you see Seller. Then enter Modelexpo33020 .. be surprised and then smile.

As for our policies? We do not believe in fixing things

that are not broken. Our replacement part policy for our own production continues as always .. free parts, free shipping.. free sympathy. As for European kits ... sorry, but you have to go to the manufacturer directly. They all have websites and email addresses. We had to stop because too many requests were coming for kits we had not sold and were purchased from competitors in the U.S., Canada, and the UK. The world became very small with the introduction of eCommerce and we are no longer the only ones to sell Euro Kits.

Will we continue to import European kits? As long as we see demand we will continue to do so. But we also believe that our own production is of better quality, historically far more accurate and a better value than the Euro kits. On the other hand we recognize that we cannot produce all of the ships of the world as our average lead time on a ship model kit is 2 years from inception to production.

Marc Mosko



AARDVARK WORKSHOP

We want to thank Tony and Sally Alworth for the continuing use of the Aardvark quilt shop (748 Speedwell Ave. next to the Plaza Restaurant). The next Aardvark session will be August 17. Please bring something to cover the tabletop and remember to clean up. Thank you!

Aardvark Quilt shop, 48 Speedwell Ave. Morris Plains, New Jersey 07950 [next to the Plaza Restaurant]





The Pinnacle Group

The club's group build project is the pinnacle designed by **Chuck Passaro** and produced by Model Expo with an optional wood package from Hobby Mill. We held our July pinnacle group meeting at Tom Ruggiero house. About a dozen participants attended and had an enjoyable and educational experience. Chuck gave us help on the early stages of construction of the frame and of the planking. Several members shared their experiences and tips. There are still two kits and wood packages available and it is not too late to join the group. The August Pinnacle Group meeting will be held on August 24th at Tom Ruggiero's house.



Tool Time: Reprint of article from

Ropewalk

The Newsletter for
Shipwrights of Central Ohio
July 2013

The presentation topic this month was on building models using the "Kammerlander" method. George Montag was the presenter. The "Kammerlander" method is a different approach to ship model construction. Instead of the traditional bulkheads used to form the hull, true frames are used but bent from thin stock rather than built up as true ships frames were constructed.

Although this method is not historically correct, it is a good stepping stone to actual ship construction and produces a unique and pleasing looking model. The open framework allows for additional details in the interior of the model as well as planking options to show these details and the basic framework.

Key to the construction of models using the Kammerlander method are two essential items. The plug that you build your model on. G.K. Modellbau supplied a plaster mold formed to the interior of the model being built. You can carve your own plug out of wood, make a mold using modeler's clay and pouring your own plaster plug. The other items are the soldering iron tips.

The tips are made out of aluminum and can be made by the craftsman. Both contain brass pins that fit into a soldering iron that can be purchased at Radio Shack. Get the one with a switch 15w or 30w. If you are interested in making your own tips, both George and I have both tips. I tried searching on the internet for the two soldering heads and could not find them.

The source for kits and tools can be found at G.K. Modellbau (www.gk-modellbau.de). The web site contains the models kits, tools and an overview of the building process. I am concerned if the business is still current since their price list dates from 2009.

Wood Bending System 3000



<http://www.gk-modellbau.de/usa/S3000G.htm>

<http://www.gk-modellbau.de/usa/index.htm>





SHOW AND TELL


In the late 1930s the *Bismarck* was the most powerful battleship in the world. The *Bismarck* was 823 feet long, had a breadth of 118 feet and displaced 50,000 tons. She was famous for sinking the English ship *HMS Hood* on May 24, 1941. Three days later, on May 27, the English in turn sank the *Bismarck*. There were only 116 survivors.



Ozzie Thalmann brought in his Trumpeter model of the *Bismarck* in 1/200 scale. Ozzie says it is the best model he has ever built. Everything fits and goes together as intended. As always, he intends to motorize as much of the model as possible. In order to install the necessary motors and linkages, he had to cut the one-piece superstructure into three pieces so that he could have access to the interior. Ozzie is using 11 motors to mechanize the rudder, turrets, guns, radar, crane, and plane and he has installed lighting where appropriate. Some of the lights will simulate the firing of the main guns. Ozzie uses Japanese motors, which can be assembled using different gear ratios to produce different speeds.

<http://www.micromark.com/deluxe-detail-set-for-trumpeter-1and200-scale-bismarck-model-ship,11004.html>






Don Otis brought in two models. First he showed us his model of a British Navy "longboat" from the Chuck Passaro designed kit. He built this model as a memorial gift to the parents of his late daughter-in-law. Don bought the kit from Model Expo but he also bought a set of frames from Chuck Passaro and found that there was enough material in the kit to complete two longboats. The model is built by laying planking over a series of bulkheads, which can be removed when the planking is complete leaving only prototypical frames. Don used cyano and found that it left splotches, which he remedied with some stain and gave the boat a used look.

British Navy "longboat"





before, the fit of this model is excellent. Don had a little trouble with the decals so he'll put helicopters in that area. Don is using photo etch materials to super detail his kit.



USS *New York* (LPD-21), (Landing platform dock), the fifth *San Antonio*-class amphibious transport dock, is the seventh ship of the United States Navy to be named after the state of New York. *New York* has a crew of 360, and can also carry up to 700 Marines. The ship is notable for using steel that was salvaged from the World Trade Center after it was destroyed in the September 11 attacks. Don is building a model of this ship for his son in laws father, retired NYPD officer. Don is very pleased with the kit. Like the Trumpeter kit Ozzie mentioned

Please keep your contact information up-to-date. Your email address is particularly important because that is the main avenue of communication for club announcements. In case of emergencies such as last-minute cancellations due to weather, emails will be sent to the members.

If any member would like an email copy of the roster please drop a note to **Larry Friedlander** at the email address listed at the end of the Broadaxe. If there is an error on the roster let Larry know and the roster will be amended. Please make sure that your spam filter is not blocking emails from **Chuck Passaro** because if it is, you won't get the Broadaxe and member bulletins. You can eliminate the filtering by adding Chuck Passaro's email address to your contact list. Please keep the secretary informed of any changes so that the roster can be kept current. If you would like a printed copy of the roster please send a SASE to the secretary (address at the end of the Broadaxe) and one will be mailed to you. Rosters are also available at the monthly meetings.

The meeting was adjourned at 9:15

NEXT MEETING:

August 23, 2013

MILLBURN PUBLIC
LIBRARY

Tech Session: None planned
for the August meeting

The **'BROADAXE'** is published monthly by The Ship Model Society of Northern New Jersey, a nonprofit organization dedicated to teaching and promoting ship modeling and maritime history. Membership dues are \$25.00 for the first year and \$20.00 per year thereafter

Visit our Web Site at:

<http://www.shipmodelsocietyofnewjersey.org> where a Web version of the **BROADAXE** can be found. The **BROADAXE** is distributed by both US mail and e-mail in PDF format.

Regular meetings are held on the fourth Tuesday of every month at 7:30 P.M., at the Millburn Free Public Library, 200 Glen Avenue, Millburn, New Jersey. Guests are always welcome.

Contributions to the **BROADAXE** are always welcome, and SMSNNJ members are encouraged to participate. Articles, shop hints and news items may be submitted directly to The Editor as typed manuscript or electronic files, either on discs or by e-mail. Handwritten notes or other materials will be considered depending on the amount of editing and preparation involved.

The **Broadaxe** is written by Larry Friedlander, edited by Michael Storch, and distributed by Chuck Passaro and Ollie Ericksen.

Your ideas and suggestions are always welcome in the **Broadaxe**. Please submit them to **Larry Friedlander**.

Direct All Correspondence To:

BROADAXE EDITOR

Michael Storch, 115 Virginia Ave., Clifton, NJ 07012
(973) 472-3232
E-mail: mstorch@stro.com

OFFICERS

PRESIDENT:

Tom Ruggiero 54 Peach Orchard Drive,
East Brunswick, NJ 08816
(732) 257-6063
Email: Ruggierotp@aol.com
Trugs@comcast.net

VICE PRESIDENT:

Chuck Passaro
E-mail: cpassaro@verizon.net

TREASURER:

Ken Schuetz 34 Oak Drive, Roseland, NJ 07068
(973) 226-9004
E-mail: knschuetz@verizon.net

SECRETARY:

Larry Friedlander 112 Holiday Lane,
Rivervale, NJ 07675
(201) 666-6984
E-mail: Twomai@gmail.com

WEBMASTER:

Chuck Passaro
E-mail: cpassaro@verizon.net

Ship Model Society of New Jersey

Featured Model

From time to time we will feature a special ship model built by one of our members or from around the world. You will find additional photos and a detailed article about it. Please visit this page often as we will add new models regularly. If you would like to add a featured model to this page please contact our [web master](#).



Stern Paddle Wheeler "Dorine"

By Nicholas F. Starace II

This model is an original scratch project that attempts to capture the essence of the stern wheel packet steamboat as found on the American western rivers during the latter part of the nineteenth century.

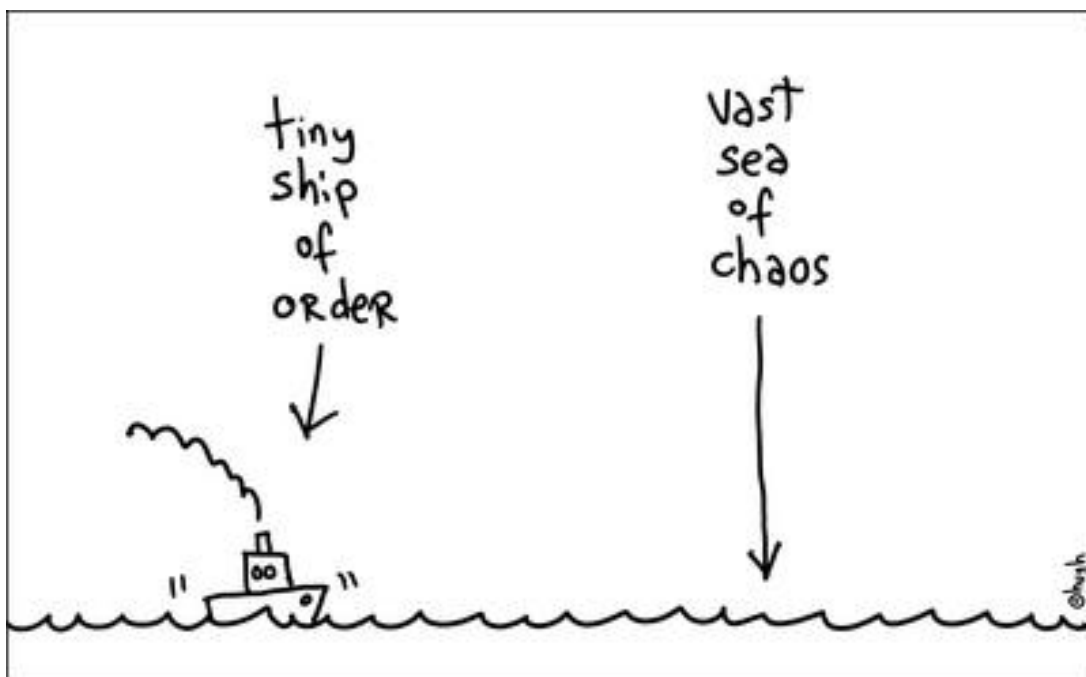
THE BROADAXE NEWSLETTER
THE SHIP MODEL SOCIETY OF NEW JERSEY

Founded in 1981

Volume 31 Number 7

July 2013

Newsletter Editor
Michael Storch
115 Virginia Ave.
Clifton, NJ 07012



[Hugh MacLeod](#)