

THE BROADAXE
NEWSLETTER
of
THE SHIP MODEL SOCIETY OF NEW JERSEY
Founded in 1981



Volume 31, Number 6

June, 2013

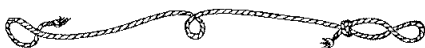
**MINUTES OF THE REGULAR MEETING
June 25, 2013**

The regular meeting was called to order at 7:00 by our president **Tom Ruggiero**. 21 members and two guests, **Don Houston** and **Phil Figdore**, were present.

Dues were collected and members are reminded that the official date for paying dues is July.

Treasurer's Report

Our treasurer, **Ken Schuetz**, brought us up to date on the club's finances. After accounting for the collection of dues and donations for refreshments, and subtracting the cost of refreshment supplies and the engraving of the Jim Roberts award, Ken assures us that we have kept our financial heads above water (even if he can't keep his hat above water). Again, dues are payable in **July**. If you don't attend the meeting, please mail them to Ken whose address is at the end of the Broadaxe.



OLD BUSINESS

Hats: \$15, two left, when they're gone, they're gone!
Mugs \$4, 3 left, buy some before they break.... Please!

New Club Shirts



The dark blue polo shirts with the club insignia have been delivered and distributed by **Tom Ruggiero**. If Tom had not become an engineer he would probably have been a haberdasher; he has already provided us with hats and two styles of shirts. What's next Tom, hoodies? There is a lot of effort involved in selection, record keeping, and distribution. Thanks Tom, none of this would've happened without you.

Ken Schuetz can testify to the quality of the apparel Tom is buying. Ken's son took him on a pontoon ride down the Hackensack River. Originating in Carlstadt at a restaurant called "the Barge", the two-hour trip explores the marshlands. During the ride Ken's hat flew off, fell into the water and was then retrieved. When Ken got home, he put his hat through the washer/dryer cycle and is pleased to report that his hat is as good as new.

The Nautical Research Guild [NRG]

The Nautical Research Guild [NRG] will hold their 2013 NRG Conference in Charleston, SC from October 16th - 20th. Details are about the event are on their website, <http://www.thenrg.org/2013-nrg-charleston-conference-details.php>.


We're bigger AND better!

Color photographs, kit reviews, articles on ship model building, expanded Shop Notes, features on naval architecture, nautical history, and the maritime arts
Our new 80-page Journal has it all!

The annual cost of membership will remain at \$38 US, and \$50 for all other countries. Visit our website at www.theNRG.org to learn more.



THE NAUTICAL RESEARCH GUILD
"Advancing Ship Modeling Through Research"



Ozzie Thalmann won a silver medal at the Wisconsin model show. Congratulations!



NEW BUSINESS

Chuck Passaro is turning his avocation into a new web based business named the *Syren Ship Model Fittings and Supplies*,

<http://www.syrenshipmodelcompany.com/>



It will provide the ship modeling community with boxwood rigging blocks; turned **brass** cannons; resin figureheads and castings; miniature rope; laser cut ship model fittings; books; and other ship modeling items. We encourage readers of the Broadaxe to visit Chuck's site and explore his offerings.

It is of interest to note that while Chuck is starting his new business, the state of the ship modeling industry in general is not good. The number of new ship models offered is declining, as are overall ship model industry sales. Several European manufacturers are on the brink of going out of business. Contributing factors are the poor general economy and the aging of the hobbyist population.

Donald Esslinger has inherited approximately 100 plastic ship models dating from the 50s and 60s. His father was a modeler and kit collector. Donald would like to sell them. I do not have a list of what is available but you can get in touch with him at this email address dessling@warwick.net. I also have his telephone number if you'd like to speak to him directly but I don't want to publish it.

Ed Notes: On behalf of the club membership, I want wish Roy a speedy recovery from his recent surgery. I also wanted to welcome Larry back in his roles as Club Secretary and Broadaxe writer.

Tool Time



Michael Storch brought in a razor saw from a company called Gyros. It is made of high quality steel with a brass back and 60 teeth per inch, more teeth per inch than those available from companies such as X-Acto. The saw costs \$27.50 and has a replaceable blade. Gyros has a good selection of excellent tools.



Gyros: <http://www.gyrostools.com/index.html>

Brass Back Razor Saw

Product Code: 83-16008

http://www.gyrostools.com/Hand-Saws/c14/p444/Brass-Back-Razor-Saw/product_info.html

The web address will also be made available on our club site.




BOOKS AND PUBLICATIONS

Tom Ruggiero brought in two recently published books of interest to the ship model community. The first is a book by **Robert Gardner** named *The Sailing Frigate, a History in Ship Models*, published by Seaforth publishing. This book outlines the development of the frigate from 1600 till 1850 using photographs of frigate models in the National Maritime Museum collection. The book is very well illustrated with photographic essays demonstrating, for example, the development of

the head showing eight photographs of that part of the ship, and other subjects such as the evolution (actually in this case intelligent design) of construction, arming, ships boats and coppering. The book is not very long, running to only 128 pages, but it is full of photographic details and would be a nice addition to any modeler's library.

Review: <http://www.navyhistory.org/2013/03/book-review-the-sailing-frigate-a-history-in-ship-models/>



Tom also brought in this year's edition of *Shipwright*, published by Conway and edited by **John Bowen** and **Jean Hood**. The 2013 issue has 15 articles and a book review section. As usual it is very well illustrated with color photographs and line drawings and covers a wide range of modeling interests, from the reconstruction of a 4000-year-old seagoing ship to an introduction to 3-D ship modeling. Regardless of your preferences, there is something here for everyone.

http://www.conwaypublishing.com/?page_id=5932



WEBSITE & LENDING LIBRARY

Website: <http://www.shipmodelsocietyofnewjersey.org/>

Missed one of the past issues of the Broadaxe or need to look up a previous article... Did you know that back issues of the Broadaxe dating from 2002 to the present are available online at the club's website.

<http://www.shipmodelsocietyofnewjersey.org/broadaxe-online.php>

Michael Storch has included links to our club's website in the Broadaxe so that members can access the many features Chuck Passaro has incorporated into the club site.

Resources Available on the club's website:

SMSNJ Website:

<http://www.shipmodelsocietyofnewjersey.org/>

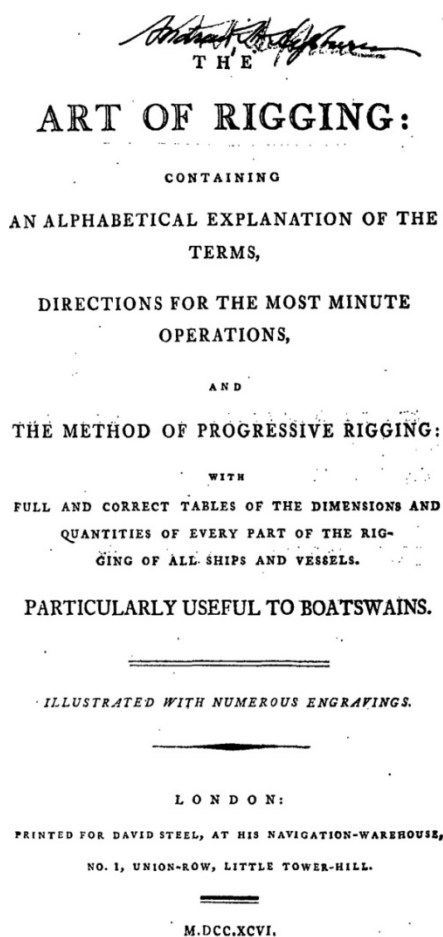
Club Library:

<http://www.shipmodelsocietyofnewjersey.org/club-library.php>

Downloads:

<http://www.shipmodelsocietyofnewjersey.org/downloads.php>

Steel - The Art of Rigging



Chuck is also the host of **ModelShipWorld.com**, a wonderful ship model building resource, which will probably include a section for our group build of the pinnacle. Please visit *ModelShipWorld* and if you like it, consider making a contribution towards its upkeep.
<http://modelshipworld.com/>

Lending Library:

<http://www.shipmodelsocietyofnewjersey.org/club-library.php>

Gary Kingzett has very kindly donated his collection of nautical history and ship modeling books to the club. These books will be available to the membership as part of our library. A list of the new books will be generated shortly and at that time they will be available for loan.



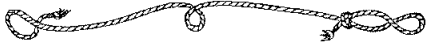
TECH SESSION

We want to thank Tom McGowan for the wonderful presentation he did last month on resistance soldering. One of the benefits of belonging to the SMSNJ is that you get to reap the benefits of other's experience. To Tom M. and to all the members who over the years have shared their expertise with the club, thank you.

There was no tech session scheduled for the June meeting.

The next tech session will be presented by Jim Lavelle and will cover milling.









The Pinnacle Group

The club's group build project is the pinnacle designed by **Chuck Passaro** and produced by Model Expo with an optional wood package from Hobby Mill. We held our first pinnacle group meeting in May at Chuck's house. About fourteen participants attended and had an enjoyable and educational experience. Chuck gave us help on the early stages of construction of the frame and of the planking. Several members shared their experiences and tips. There are still two kits and wood packages available and it is not too late to join the group. The next meeting will be held Saturday, July 13, at **Tom Ruggiero's** house.







AARDVARK WORKSHOP

We want to thank Tony and Sally Alworth for the continuing use of the Aardvark quilt shop (748 Speedwell Ave. next to the Plaza Restaurant). Aardvark work sessions are scheduled for the fourth Saturday of the month in July and August so the next one is July 27. Please bring something to cover the tabletop and remember to clean up. Thank you!

Aardvark Quilt shop, 48 Speedwell Ave. Morris Plains, New Jersey 07950 [next to the Plaza Restaurant]




SHOW AND TELL

Phillip Figdore is not a modeler but is interested in Bahamian sloops and especially in photographing them. Regattas are important social events in the Bahamas, bringing out many examples of locally built sloops, which participate in a series of races. These are social occasions where food, drink and side bets are enjoyed. The boats are built, crewed and owned by Bahamians and the regattas receive financial assistance from the government. While these are "one design" boats the rules are loose enough to allow for boat-building prowess to have an effect. There are four classes, A, B, C, which are progressively larger and E (a training class). One of the virtues of this activity is that it keeps the local boatbuilding business alive. Phillip is an accomplished photographer and some of his boat pictures have been included in calendars. Phillip brought in a model of one of these sloops that was damaged in shipping. He's hoping that one of the club members will be able to repair the broken mast. The club's general opinion was that this is a simple repair, which may involve nothing more than fitting the pieces of the mast together, and gluing them carefully. **Tom Ruggiero** noted that there is some mold on the sails and **Michael Storch** suggested that Concrobium, available at Lowe's, is an effective mold killer.


<http://www.concrobium.com/>



Jim Lavelle brought in his model of a Muscongus Bay lobster smack. Jim bought this kit almost 40 years ago when he was in the Navy on a destroyer escort and the box has traveled with him around the world and through many moves. The kit is balsa plank on bulkhead. Forgetting how fragile the balsa is, Jim inadvertently pushed his thumb through the planking. Using the same reinforcing methods as one would use on sheetrock, Jim patched the hole and produced a very neat looking model.

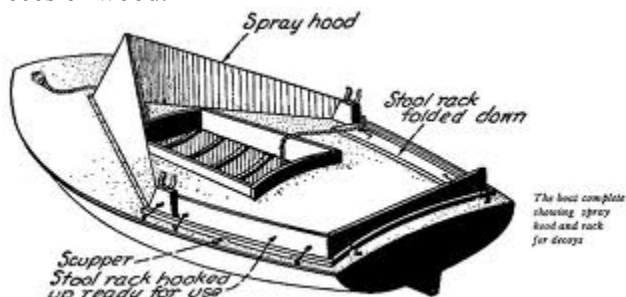


Bob Fivehouse brought in two 1 to 1200-scale models of the Cunard line ships *Ivernia*, built in 1900 and the *Carpathia* (rescuer of the Titanic passengers) built in 1903. The *Hibernia*, 600 feet long, sailed between England and Boston, while the *Carpathia*, 558 feet long, sailed between America and the Mediterranean. The two models, representing almost 1200 feet of actual ship, put end-to-end measure just under 12 inches. Bob followed his usual practice of a vertical bread-and-butter hull carved to shape using templates. The deck is represented by strips of Holly laminated together from blank Holly business cards. Bob bought this very thin holly from a company called *Cards of Wood*. Bob used N scale ladders designed for model trains to replicate the ships' stanchions. Bob told us that photographs taken of the *Harlan and Wolfe* shipbuilding facilities are now available online.






Tom McGowan's wife, Julie, is an avid duck decoy collector. Several years ago at a decoy auction Tom saw and bought this model of a Barnegat Bay sneak box. Don Helfrich, a South Jersey boat builder who passed away four of five years ago, built the model. A sneak box is a boat used for duck hunting on the bay. The model is complete with duck decoys, oars, shotgun and equipment sack. A real Barnegat Bay sneak box would be between 18 and 20 feet long. It is hard to say to what scale this model is built. The hull is carved from two pieces of wood.



In the January–February issue of *Ships in Scale* magazine, **Steven Fletcher** came across an article about the *USS Eastport*, a civil war ironclad. The magazine article, by Edward D. Parent, gives instructions for building the model in 1/240 scale. Part one covers the hull and the framework for the casement. Steven is using styrene to replicate the armor, gluing it over a cardboard backing. Progress has been difficult because the magazine article lacks sufficient information to be precise about fittings and measurements. The article suggests that the styrene be roughed up with sandpaper before being glued to the cardboard and this seems to work very well. There are still details such as lifeboats and rudder to be added but Steven thinks that he will be done in the next month or two.






Recently **Tom Ruggiero** got a call from a lady who was cleaning out her house and came when she come across a model ship. She wanted to know if there was anyone in the club would be willing to repair and clean the model. Hearing the name of the lady, **Ken Schuetz** thought it rang a bell and asked Tom where she lived. It turns out that they had met years ago when they both worked for the same company. Ken has found a club member who is willing to undertake the refurbishment and we look forward to seeing the clean version of this strange craft.



Larry Friedlander brought in his model of the pinnacle. All the frames have been mounted to the keel and the next task will be the fitting of the first strake of planking. Larry used a building technique first proposed by **Tom Ruggiero**. A line was drawn on each bulkhead perpendicular to the keel and running up one side of the cutout portion. A thread was connected between stem and stern on the same side as the cutout. As each bulkhead was glued to the keel it was aligned vertically by aligning the penciled line with the thread and was aligned horizontally with a machinist square. This method was simple and very effective. **Chuck Passaro** pointed out that the alignment of the bulkheads is very important because once fastened to the keel a misalignment will result in the inability to fair the hull before planking.



The 21-foot long boat designed by **Chuck Passaro** and sold by Model Expo though small, is not a simple build. **Chuck Bergman**, using all the parts from the original kit without modification has done an excellent job on his first sailing model.



Chuck is now building the *Fair American* and had a question about the orientation of the gun ports. After a few minutes discussion it was decided that the gun ports follow the vertical lines of the ship frames while the sill and lintel are parallel to the deck.





If any member would like an email copy of the roster please drop a note to **Larry Friedlander** at the email address listed at the end of the Broadaxe. If there is an error on the roster let Larry know and the roster will be amended. Please make sure that your spam filter is not blocking emails from **Chuck Passaro** because if it is, you won't get the Broadaxe and member bulletins. You can eliminate the filtering by adding Chuck Passaro's email address to your contact list. Please keep the secretary informed of any changes so that the roster can be kept current. If you would like a printed copy of the roster please send a SASE to the secretary (address at the end of the Broadaxe) and one will be mailed to you. Rosters are also available at the monthly meetings.

The meeting was adjourned at 9:15

Please keep your contact information up-to-date. Your email address is particularly important because that is the main avenue of communication for club announcements. In case of emergencies such as last-minute cancellations due to weather, emails will be sent to the members.

The **'BROADAXE'** is published monthly by The Ship Model Society of Northern New Jersey, a nonprofit organization dedicated to teaching and promoting ship modeling and maritime history. Membership dues are \$25.00 for the first year and \$20.00 per year thereafter

Visit our Web Site at:

<http://www.shipmodelsocietyofnewjersey.org> where a Web version of the **BROADAXE** can be found. The **BROADAXE** is distributed by both US mail and e-mail in PDF format.

Regular meetings are held on the fourth Tuesday of every month at 7:30 P.M., at the Millburn Free Public Library, 200 Glen Avenue, Millburn, New Jersey. Guests are always welcome.

Contributions to the **BROADAXE** are always welcome, and SMSNNJ members are encouraged to participate. Articles, shop hints and news items may be submitted directly to The Editor as typed manuscript or electronic files, either on discs or by e-mail. Handwritten notes or other materials will be considered depending on the amount of editing and preparation involved.

The **Broadaxe** is written by Larry Friedlander, edited by Michael Storch, and distributed by Chuck Passaro and Ollie Ericksen.

Your ideas and suggestions are always welcome in the **Broadaxe**. Please submit them to **Larry Friedlander**.

NEXT MEETING:

July 23, 2013
7:00 PM

MILLBURN PUBLIC
LIBRARY

Tech Session: Jim Lavelle
will demonstrate milling.

Direct All Correspondence To:

BROADAXE EDITOR

Michael Storch, 115 Virginia Ave., Clifton, NJ 07012
(973) 472-3232
E-mail: mstorch@stro.com

OFFICERS

PRESIDENT:

Tom Ruggiero 54 Peach Orchard Drive,
East Brunswick, NJ 08816
(732) 257-6063
Email: Ruggierotp@aol.com
Trugs@comcast.net

VICE PRESIDENT:

Chuck Passaro
E-mail: cpassaro@verizon.net

TREASURER:

Ken Schuetz 34 Oak Drive, Roseland, NJ 07068
(973) 226-9004
E-mail: knschuetz@verizon.net

SECRETARY:

Larry Friedlander 112 Holiday Lane,
Rivervale, NJ 07675
(201) 666-6984
E-mail: Twomai@gmail.com

WEBMASTER:

Chuck Passaro
E-mail: cpassaro@verizon.net


THE BROADAXE NEWSLETTER
THE SHIP MODEL SOCIETY OF NEW JERSEY

Founded in 1981

Volume 31 Number 6

June 2013

Newsletter Editor
Michael Storch
115 Virginia Ave.
Clifton, NJ 07012



http://www.websailor.org/Adventure_of_the_Seas/