

***THE BROADAXE***  
NEWSLETTER  
of  
THE SHIP MODEL SOCIETY OF NEW JERSEY  
***Founded in 1981***



Volume 31, Number 2

February, 2013

**MINUTES OF THE REGULAR MEETING  
February 26, 2012**

The regular meeting was called to order at 7:00 by our president **Tom Ruggiero**. 26 members and two guests, **Martin Besant** and **Bill Houston** were present. All members should be aware that the meeting will start at 7:00 PM, with the executive meeting starting at 6:45, from now on. Because of the new health care insurance regulations the custodial staff is working fewer hours and the library must close earlier. If we are lucky we may be able to stay 10 or 15 minutes later and this would result in losing only 15 to 20 minutes from our meeting time. This will force us to be more conscious of how we use the time we have...get to the point guys!



It is with deep sadness that we note the passing of **Ed Hegstetter**. He, along with **Al Geigel**, was one of the two remaining, active “plank holders” (founding members) in our club [**Stan Sinowitz** is the third “plank holder”]. He was the kind of person every group depends on: a past president who after finishing his term volunteered to join the committees that are the backbone of our club. Ed’s intelligence and wry sense of humor will be sorely missed. We extend our sympathies and condolences to his family and friends.

On a similar note...**Ozzie Thalmann** informed us that **Ollie Eriksen** was in the hospital for a few days and is now home, recovering, we hope, from a grueling trip. Those of you under the weather (Stan, Bill, Henry etc.) who cannot make it to the meetings, you are not forgotten. We hope that you are comfortable and can find joy in every day and we look forward to hearing from you.

***TREASURER’S REPORT***

Our treasurer, **Ken Schuetz**, brought us up to date on the auction results. Thru the generosity of some members, who contributed the whole sales price, and the 10% earned on all other auction sales; the club netted just under \$300. Ken is happy to say that all auction-related activities have been concluded faster than anyone can recall. He thanks everyone for their participation and cooperation.



Ed. Note: On behalf of the membership, I want to welcome **Larry Friedlander** back in his capacity as Secretary.



## OLD BUSINESS

Hats: \$15 [Tom is optional], Mugs: \$4



Buy some.... Please!  
All proceeds go to supporting the club!

## ANNUAL DINNER



<http://bahrslanding.com/virtualtour.html>

**Mason Logie** has arranged for us to hold our 2013 luncheon on Saturday, April 13 at Bahr's restaurant. The per-person cost will be \$35. Please send a \$10 per-person deposit to **Ken Schuetz**. Bahr's restaurant is a fitting venue because it is the home of many models built by our own **Henry Schaefer** and we expect to have a wonderful afternoon of food, drink and companionship. Our previous get together of this kind was last year at **Tom McGowan's** house and it was a smashing success. See you at Bahr's!

**Please remember to send in your money for our Bahr's get-together!**



## NEW BUSINESS

### JOINT CLUB MEETING

On Saturday, April 27, the Long Island Ship Modeling Club will be hosting the annual Joint Clubs Conference in New London, Connecticut. The attendance fee is \$35.00 which includes a fabulous lunch. Please click on the link on the club's website to download a registration form, fill it out and send it in with your fee as soon as possible. As **Michael Storch** can attest, receiving a large batch of registration forms at the last minute produces a very stressful situation. Every attending club is responsible for supplying a door prize (we will provide a pinnacle kit) and a tabletop demonstration, on which we have not decided. We ask our membership to please consider volunteering for this duty.



Ship Model Exhibition Area

<http://www.shipmodelsocietyofnewjersey.org/whats-new.php>

We will also need to arrange for the judging and presentation of the Jim Roberts award.

Don Otis has been in charge of our break-time refreshments off and on for 14 years. That has involved setting up the hot-water urn for coffee, tea, and hot chocolate, purchasing assorted Danish, making sure that there are cups, napkins, and other supplies and setting up and then storing all this paraphernalia. He has decided that it is time for someone else to assume responsibility for our "mess". To continue this enjoyable feature of our meetings someone will have to volunteer to assume Don's duties. **BREAKING NEWS!** During the break Dennis Powell volunteered to take over Don's mess duties with the proviso that there be a backup club member in case he was absent, and Jeff Fuglestad has offered to be that person. Thank you Dennis and Jeff!



The fruits of Don's Labors



## WEBSITE & LENDING LIBRARY

Michael Storch will be including links to our club's website in future editions of the Broadaxe so that members can access the many features Chuck Passaro has incorporated into the site.

**Website:** <http://www.shipmodelsocietyofnewjersey.org/>

## Lending Library:

<http://www.shipmodelsocietyofnewjersey.org/club-library.php>

Home Membership and Meetings Broadaxe Online Club Library Ship Model Gallery What's New?? Featured Model

### Club Library - The Ship Model Society of New Jersey

You must be a member of the Ship Model Society of New Jersey in order to borrow from this library.

Nautical History Books · Nautical Fiction Books · Ship Modeling Magazines · Nautical History Magazines  
Woodworking Magazines · Sailing Ship Plans · Non-sailing Ship Model Plans · Downloads · Important Links

### Ship Modelling Books

(Note the availability of each item)

00001 - <b>Not Available</b>		Volume two of the popular series describing how to construct a model of an 18th century sloop.
By David Antscherl <a href="#">Request Form</a>		
00002 - <b>Available</b>		Here is everything you need to know to construct a carved plank model boat with no more than a set of plans, a pile of lumber, and determination.
By David C. "Bud" McIntosh <a href="#">Request Form</a>		
00003 - <b>Available</b>		Justin takes you through the planning stages of a ship diorama's composition and placement of the model in the scene to be used.
By Justin F. Camarata <a href="#">Request Form</a>		
00004 - <b>Available</b>		Serves as an introduction to the art, begins with a long look at the craft, plus detailed discussion of tools and selecting wood. Individual chapters are devoted to various types of carving, including foliage, moldings, bows, animals, human figures, and built-in tables.
By Dick Orlans <a href="#">Request Form</a>		
00005 - <b>Available</b>		Martin leads readers from the mysteries of choosing a kit and setting up a workshop through deciphering complicated instructions and on to painting, decorating, and displaying finished models with patience and clarity. Beginner techniques.
By Frank Mastini <a href="#">Request Form</a>		


## Ship Model Gallery of Images:

<http://www.shipmodelsocietyofnewjersey.org/model-gallery.php>





## BOOKS & PUBLICATIONS




**Chuck Passaro** brought in his copy of the new book by **Allan Yedlinsky**: *The 36-gun frigate Euryalus, (36) 1803, A Plank on Frame Model, volume 2. Volume 1* detailed construction of the hull frames and reproduced the original contract for the ship, which Allan and the plans designer, Wayne Kempson, used to create working plans for this model. *Volume 2* continues framing at the stern and then goes on to planking, hull fittings, cannon, the various decks, and finishes with the construction of ships' boats. All of this and more is covered in a compact 112 pages followed by a color photo section, two appendices and a very complete and well-drawn set of plans. The text, while concise, is well illustrated with many black and white photographs. The photographs have no captions but generally relate to the nearby text. This book is not a practicum, but rather a description of full size practices and then suggestions on how to replicate those practices on the model. This book is one of the series "Frigates of the Royal Navy", published by and available from Seawatchbooks LLC.

<http://www.seawatchbooks.com/113001>



## TECH SESSION



There was no text session scheduled for this meeting so we were fortunate that **Barry Rudd** brought in his Jim Byrnes ropewalk. The ropewalk belongs to Barry, **Tom McGowan** and **Larry Friedlander** who use it on a rotating (get it?) basis. The ropewalk is a very intricate device consisting of turned aluminum parts connected by O-rings so that the spin of the main plate produces a reverse spin in the three bobbins. Barry demonstrated the setup of the three individual bobbins and how the thread from each needs to be carefully guided off the spool through guides, and then to a die with a small hole drilled through it where the three threads come together and twist to form the rope, and finally to a take-up spool. While it seems that this should be a simple set-up producing excellent rope every time, the truth is that there is an art and a method without which the twists will be either too tight or too loose. There is a Jim Byrnes ropewalk site on Model Ship World which hosts a discussion of the learning curve involved.

<http://www.byrnesmodelmachines.com/ropewalk1.html>





## SHOW AND TELL



**Jeff Fuglestad** brought in two models. He first showed us a pond model, probably built around 1870. It was carved out of a single log and has a lead keel and the original bowsprit. Because it was in such bad shape, Jeff had to cut off and replace the top rail. The deck is also a replacement; a sheet of wood covered with strip wood planking. Jeff fabricated brass fittings and sockets for the masts, which he has not yet built.

Jeff also brought in a demonstration model of the ocean liner *New York*, 21,455 gross tons built along with three sister ships in 1926 in Hamburg for the Hamburg-America line. She capsized in April 1945 in Kiel, was refloated in 1947 and scrapped in 1949. Jeff bought the model for \$300 many years ago at an antique toy show. It needed a great deal of refurbishing, which Jeff didn't tackle until recently. It is all brass, fastened together with tiny screws. Jeff took it completely apart, stripped the paint off with Zip-Strip, painted it with Rustoleum spray paints and reassembled it. Jeff examined the removed layers of paint to determine the original colors. He had to replace several of the ship's boats, which were made of boxwood. The hardest part was to reassemble all the pieces because Jeff didn't take photos when he took it apart. Using common sense and examining the spaces for various pieces and screws, Jeff was able to reassemble it successfully.





Maybe shipbuilding is in the blood. **Bill Houston's** grandfather and father worked in the Kearny shipyards and Bill would visit them when he was a boy. Now, many years later Bill is working on the Model Expo kit of the *Charles W Morgan*. Bill visited the Morgan up in Mystic Connecticut and took more than 200 pictures to fill in gaps in the instructions that came with the kit. Bill is having a lot of fun working on his kit and we hope that he will join our club and continue to show us the progress he is making.



Model [shipmaster.com](http://shipmaster.com) tells us that "The Revolutionary War brig *Fair American* is based on model number 60 in the Henry Huddleston Rogers ship model collection now on exhibit at the US Naval Academy Museum in Annapolis, Maryland. The model was made by the British Admiralty after the vessel's capture to study her fine hull form and enormous rig". *Fair American* has been a popular kit subject for many years. Model Expo has produced at least two versions and Bob Hunt also produced a quarter inch scale model. **Ray Vernon** showed us his plank-on-frame model. Ray's greatest difficulty up till now has been the disparity in scale between the gun ports and the cannon themselves. After talking it over with **Tom Ruggiero**, Ray and Tom agreed that the kit-supplied cannon and carriages were out of scale and need to be replaced. Tom told us that years ago, the plans were reproduced in slightly altered scales, which would result in problems of fit. Ray's experience of building the *Syren* using **Chuck Passaro's** instructions gave him the confidence to scratch build the beakhead. Ray also built the capstan and gun carriages from scratch rather than using those that came with the kit.







Beams and ledges are the latest additions to **Barry Rudd's** model of the *Hannah*. Members of the Hannah group are continuing to work on their models even as the club has selected a new group build project; Chuck Passaro's pinnacle. Barry has always built solid-hull or plank-on-bulkhead models so assembling the beams and ledges has been a learning experience. Barry will probably not plank the entire deck so the workmanship underneath can be seen. When the hull is done he will probably stop work without adding the masts and rigging. Barry offered us a word of advice; keel clamps can be dangerous devices. While using one, Barry exerted a little too much pressure and cracked off part of the keel. He was able to glue it all back together and the repairs are unnoticeable. Barry hopes that in the next week or two he will be able to add the windlass and other bits and pieces and then be done. Barry was not happy with the Min-Wax polyurethane wipe-on finish because he found that the planks would not adhere to the frames. **Tom Ruggiero** suggested using a final spray of clear Krylon Matte.

Changing the subject slightly, Barry told us that the New Bedford Whaling Museum will be holding a year-long exhibit entitled "The Art of the Ship Model" starting this March 1.



In the January–February issue of *Ships in Scale* magazine, **Doc. Fletcher** came across an article about the *USS Eastport*, a civil war ironclad. This side-wheel packet was built at New Albany, Indiana in 1852. Early in the Civil War she was captured by the Confederates who intended to remodel her as an ironclad. Before that could be done, she was taken by the Union and sent to Cairo, Illinois where her conversion was completed. These shallow draft vessels were intended solely for river service. Even with their shallow draft they frequently ran aground. The magazine article, by Edward D. Parent, gives instructions for building the model in 1/240 scale. Part one covers the hull and the framework for the casement. Using scrap-wood and poster board, Steve has completed the first part. Steve plans to mount the completed model on a base incorporating a mirror so that the intricate paddle wheels can be seen.





### HANNAH GROUP



The club's next group build project will be the pinnace designed by **Chuck Passaro** and produced by Model Expo. At the beginning of March there are 17 members of our club who have signed up to participate. Chuck is going to order approximately 20 kits from model Expo at an estimated price of \$50 each. If you think you would like to join this group please let Chuck know immediately so he can order additional kits. We will probably also be purchasing replacement wood from Hobby Mill. We expect to have our first pinnace group meeting in May. Participants in the Hannah group had an enjoyable and educational experience. We hope the pinnace group will be just as educational and enjoyable (but shorter).

<http://www.modelexpo-online.com/product.asp?ITEMNO=MS1458>



### AARDVARK WORKSHOP

We continue to meet at the Aardvark Quilt shop, (48 Speedwell Ave. next to the Plaza Restaurant) in its classroom space on the third Saturday of every month. The room is available from 10 in the morning till two in the afternoon. The date of the next meeting/get-together is March 16<sup>th</sup>.

Please bring something to cover the tabletop and remember to clean up Thank you **Tony** and **Sally Alworth!**

**Aardvark Quilt shop**, 48 Speedwell Ave. Morris Plains, New Jersey 07950 [next to the Plaza Restaurant]





If any member would like an email copy of the roster please drop a note to **Larry Friedlander** at the email address listed at the end of the Broadaxe. If there is an error on the roster let Larry know and the roster will be amended. Please make sure that your spam filter is not blocking emails from **Chuck Passaro** because if it is, you won't get the Broadaxe and member bulletins. You can eliminate the filtering by adding Chuck Passaro's email address to your contact list. Please keep the secretary informed of any changes so that the roster can be kept current. If you would like a printed copy of the roster please send a SASE to the secretary (address at the end of the Broadaxe) and one will be mailed to you. Rosters are also available at the monthly meetings. Please keep the secretary informed of any changes so that the roster can be kept current. If you would like a printed copy of the roster please send a SASE to the secretary (address at the end of the Broadaxe) and one will be mailed to you. Rosters are also available at the monthly meetings.

The meeting was adjourned at 9:00.

The '**BROADAXE**' is published monthly by The Ship Model Society of Northern New Jersey, a nonprofit organization dedicated to teaching and promoting ship modeling and maritime history. Membership dues are \$25.00 for the first year and \$20.00 per year thereafter

Visit our Web Site at:

<http://www.shipmodelsocietyofnewjersey.org> where a Web version of the **BROADAXE** can be found. The **BROADAXE** is distributed by both US mail and e-mail in PDF format.

Regular meetings are held on the fourth Tuesday of every month at 7:30 P.M., at the Millburn Free Public Library, 200 Glen Avenue, Millburn, New Jersey. Guests are always welcome.

Contributions to the **BROADAXE** are always welcome, and SMSNNJ members are encouraged to participate. Articles, shop hints and news items may be submitted directly to The Editor as typed manuscript or electronic files, either on discs or by e-mail. Handwritten notes or

other materials will be considered depending on the amount of editing and preparation involved.

The **Broadaxe** is written by **Larry Friedlander**, edited by **Michael Storch**, and distributed by **Chuck Passaro** and **Ollie Ericksen**.

Your ideas and suggestions are always welcome in the Broadaxe. Please submit them to **Larry Friedlander**.

**Direct All Correspondence To:**

**BROADAXE EDITOR**

**Michael Storch**, 115 Virginia Ave., Clifton, NJ 07012  
(973) 472-3232

E-mail: [mstorch@stro.com](mailto:mstorch@stro.com)

**OFFICERS**

**PRESIDENT:**

**Tom Ruggiero** 54 Peach Orchard Drive,  
East Brunswick, NJ 08816

(732) 257-6063

Email: [Ruggierotp@aol.com](mailto:Ruggierotp@aol.com)

[Trugs@comcast.net](mailto:Trugs@comcast.net)

**VICE PRESIDENT:**

**Chuck Passaro**

E-mail: [cpassaro@verizon.net](mailto:cpassaro@verizon.net)

**TREASURER:**

**Ken Schuetz** 34 Oak Drive, Roseland, NJ 07068

(973) 226-9004

E-mail: [knschuetz@verizon.net](mailto:knschuetz@verizon.net)

**SECRETARY:**

**Larry Friedlander** 112 Holiday Lane,  
Rivervale, NJ 07675

(201) 666-6984

E-mail: [Twomai@gmail.com](mailto:Twomai@gmail.com)

**WEBMASTER:**

**Chuck Passaro**

E-mail: [cpassaro@verizon.net](mailto:cpassaro@verizon.net)

---


*THE BROADAXE NEWSLETTER*  
THE SHIP MODEL SOCIETY OF NEW JERSEY

*Founded in 1981*

Volume 31 Number 1

January 2013

**Newsletter Editor**  
**Michael Storch**  
**115 Virginia Ave.**  
**Clifton, NJ 07012**



**NEXT MEETING:**

**March 26, 2012**

**7:00 PM**

**MILLBURN PUBLIC  
LIBRARY**

**Bring Your Models**  
**[Finished or Unfinished]**

## MODEL SHIP WORLD

Chuck is the host of **ModelShipWorld.com**, a wonderful ship model building resource, which will probably include a section for our group build of the pinnacle.

Sampling from **ModelShipWorld**: <http://modelshipworld.com/>

The screenshot displays the 'MODEL SHIP WORLD 2.0' website. The top navigation bar includes links for 'Model Ship World Main Site & Article Downloads', 'Forums', 'Members', 'Gallery', and 'Calendar'. The main content area is divided into several sections:

- Member's Build Logs**: This section contains four sub-sections:
  - Kit Build Logs in Progress**: 284 topics, 8,813 replies. Example: 'San Ildefonso by Sjors - Oc...'.
  - Scratch Build Logs in Progress**: 90 topics, 3,473 replies. Example: 'San Felipe by Newdarksider1...'.
  - Gallery of COMPLETED Kit-Built Ship Models**: 1,558 images, 71 comments. Example: 'igorcap'.
  - Gallery of COMPLETED Scratch-built models**: 434 images, 48 comments. Example: 'DORIS'.
- Ship Modeling Tips, Techniques and Research**: This section contains four sub-sections:
  - Nautical History**: 17 topics, 170 replies. Example: 'Name the Ship Game'.
  - Ships plans and Scratch research. General research on specific vessels and ship types..**: 30 topics, 192 replies. Example: 'Reconciling French Plans an...'.
  - Building, Framing, Planking and plating a ships hull and deck**: 23 topics, 222 replies. Example: 'A Primer on Planking by Dav...'.
  - Discussion for a Ship's Deck Furniture, Guns, boats and other Fittings**: 21 topics, 141 replies. Example: 'LED lighting below decks'.
- San Felipe by Newdarksider101 – Scale 1:96, Lead Ship of the Spanish Armada (First Scratch Build)**: Last Reply: Augie (Today, 05:43 PM).
- VOC ship "Surabaya" by Piet – Mid Seventeenth Century, 1:80**: Last Reply: Sjors (Today, 05:39 PM).
- Belaying pins: help!**: Last Reply: Cap'n Bob (Today, 05:38 PM).
- How I fix Boo-Boos and Oopsies by Dan Vadas - Share your own "Fixes" here**: Last Reply: druxey (Today, 05:36 PM).
- MONTANES by Garward - OcCre**: Last Reply: Sjors (Today, 05:33 PM).
- Upcoming Calendar Events**: There are no forthcoming calendar events.
- Model Ship World Facebook Feed**: Find us on Facebook. Model Ship World. Don't you just love it. The server has an issue that tech are looking into. Certainly something I didn't want today.... February 23 at 2:07am.

Please visit **ModelShipWorld** and if you like it, consider making a contribution towards its upkeep.

Note: you can visit Model Ship World as a guest, but to take full advantage of the resources on the website, you will need to register. <http://modelshipworld.com/index.php?app=core&module=global&section=register>

Ed Note: Registration is a 2 minute process. I think that you will find it time well spent.



## 9<sup>th</sup> Biennial Woods Hole Model Boat Show

The Woods Hole Historical Museum will host its ninth biennial Woods Hole Model Boat Show on Saturday, April 13 and Sunday, April 14. About 100 model builders from throughout New England will display their crafts at multiple locations throughout Woods Hole along with two full days of on-the-water sailing and racing. Models range from a few inches to six feet and celebrate boats and ships of all types, designs and vintage.



This year's show includes a special exhibit of U.S. Coast Guard vessels. The show also features talks by expert modelers and scientists from the Woods Hole Oceanographic Institution. Models and model kits will be available for sale.

Exhibitors and visitors enjoy many opportunities to exchange information and stories and to renew and make new friendships with builders. For a schedule of events or to register as an exhibitor or a visitor, go to [www.woodsholemuseum.org](http://www.woodsholemuseum.org), call 508-548-7270, or e-mail [director@woodsholemuseum.org](mailto:director@woodsholemuseum.org) (contact: Jennifer Stone Gaines, Director, Woods Hole Historical Museum)

**Admission:** (good for both days) \$12/adult; \$5/ages 6-16; Free for children under 6; \$25/family; \$9/Student or Military

**Directions:** From the Cape Cod Canal, follow Rte 28 south. Entering Falmouth, follow the signs for the Martha's Vineyard ferry (approx. 4 mi. to Woods Hole). Just before the village of Woods Hole, Little Harbor appears on your left, and, on the right, you will see the sign for the Museum.

**Location:** Woods Hole Historical Museum and other Woods Hole Village Exhibit locations including Woods Hole Public Library, Community Hall & Old Fire Station, WHOI Smith Bldg, MBL Club & Candle House, and Eel Pond.



## The Nautical Research Guild

### Want more bang for your buck?

An NRG membership is more valuable than ever! Starting with our Spring issue of the Nautical Research Journal, we will feature a new 80-page format. That means more quality color photographs and articles on ship model building, as well as an expanded Shop Notes section, and features on naval architecture, nautical history, and the maritime arts.

*The annual cost of membership will remain at \$38 US and \$50 for all other countries. Visit our new website at [www.thenrg.org](http://www.thenrg.org) for more information about becoming a member, the Journal, our library sale, and the 2013 Photographic Ship Model Competition & Review.*



### THE NAUTICAL RESEARCH GUILD

"Advancing Ship Modeling Through Research"



NAUTICAL RESEARCH JOURNAL  
VOLUME 38 NUMBER 1 SPRING 2013  
"ADVANCING SHIP MODELING THROUGH RESEARCH"

<http://www.thenrg.org/>