

**THE BROADAXE**  
NEWSLETTER  
of  
THE SHIP MODEL SOCIETY OF NEW JERSEY  
*Founded in 1981*



Volume 32, Number 4

April, 2014

**MINUTES OF THE REGULAR MEETING  
April 22, 2014**

At 6:45, 21 members and one guest (**Ryland Craze** from the Hampton Roads Ship Model Society, on his way up to the Joint Clubs Conference) were called to order by Pres. **Tom Ruggiero**.

Tom was kind enough to praise the Broadaxe; Michael and I say "thank you".

We are continuing to try out our new meeting format where an abbreviated business meeting is followed by show and tell and the tech session.

**We encourage members and guests to attend our meetings.** If you are at all interested in model shipbuilding you will receive a **warm** and **tolerant welcome**. We were all beginners once and remember the difficulties of our first efforts. Our members range in experience from those making their first model to old salts who will be happy to share their expertise if asked. Our meetings consist of a short business session followed by "show and tell" which is an opportunity for members to present and discuss their latest efforts, a "books and publications" session for presentation of new and interesting ship related literature, a time for refreshments so that attendees can mingle and enjoy each other's company, and a "tech session" where one or more members give a demonstration of a ship modeling technique.

Ship modeling is an exercise in creative problem solving. Few people who have not put their hand to this or something similar can appreciate the skill needed and the beauty of the results.

**Come join a group where you can develop those skills and your efforts will be understood and appreciated.**

**Treasurer's Report**

**Ken Schuetz**, our treasurer continues to earn every penny we pay him (nothing), dealing with the Admiralty workshop, the Bahr's luncheon, Bob Brehms estate, dues and refreshments. The clubs assets continue to grow slowly but surely and we thank Ken for his accuracy and diligence.



**OLD BUSINESS**

The election of new board members will take place in June. Vice-President **Chuck Passaro** has decided to not run for reelection and Sec. **Larry Friedlander** is term limited so those two positions will be vacant. Nominations for all positions will be made at the May meeting. New and old members are equally encouraged to participate in the running of the club and we hope that they will consider serving their club by being a member of the board. Please tell **Al Geigel** you are interested in running so that he can place your name in nomination.

We are looking for a new site to hold our monthly meetings. Every alternate site so far proposed comes with its own problems such as expense and location. While we continue to explore other options we may be forced to accept that our present situation is the "least-bad" solution. We welcome suggestions from the membership.

Another of our ongoing discussions concerns the need to increase membership. While some members feel that a weekend meeting interferes with family life and other obligations, other members feel that the weeknight meetings are inconvenient because of the work schedules of those members were not yet retired. So, a suggestion: would it be possible to alternate our meetings, one month on Tuesday evenings and one month on Saturday afternoons? Maybe we would be able to attract new members by offering this flexible schedule.

**Barry Rudd** suggested that we place an ad on Craigslist inviting interested modelers to our meetings. **Michael Storch** pointed out that although we have 50 members on our membership list, less than 50% of those have been attending recent meetings. He suggested that we organize some kind of outreach effort to improve attendance. Barry volunteered to go through the list of those attending and to give each of those one or two names to call in an effort to maintain contact.

#### **Bahrs Luncheon**

**Tom McGowan** and all the attending members want to thank **Mason Logie** again for his efforts in organizing the Bahrs luncheon.

Bahrs is interested in putting on a model ship exhibition over the Christmas holiday and Tom is looking into making those arrangements.

#### **Bob Brehm's Tools Estate**

The latest plans for selling the remains of Bob Brehm's estate are as follows; **Tom McGowan** and **Michael Storch** will complete the list of items for sale and that list will be posted on our website. Members who wish to buy items from that list will get in contact with Tom or Michael. The remaining unsold items will be offered at a sale to take place at Bob's home sometime in June.

#### **Admiralty Workshop**

**Jim Lavelle** has succeeded in arranging for an Admiralty workshop to be given at **Tom Ruggiero's** house June 7 and 8. Holding it in this area will lower the total cost of the workshop because we don't have to arrange for hotel rooms, transportation and meals. Right now the workshop is fully subscribed.

This is the list of subjects the attendees have voted for:

1. Making various types of splices
2. Seizing lines and blocks
3. Tying the most frequently used knots
4. Making a mouse and eye
5. Creating realistic foot ropes and rope coils

**Roy Goroski** is looking into the possibility of having T-shirts printed with our logo on them. Purchased in moderate quantity, that is 15 to 25; each one would cost approximately \$16. If you are interested in purchasing a T-shirt please let Roy know at the next meeting.

**Tom Ruggiero** is still looking into arrangements for a trip down to Annapolis. While this was originally planned for June it seems apparent now that it will have

to take place sometime in the fall. Hopefully we will be able to join the Annapolis ship modelers Association during one of their sessions and then take a look around the museum with Don Preul.

<http://www.usna.edu/Museum/rogers.htm>



#### **NEW BUSINESS**

Tom was contacted by the director of the Summit library who asked him to take a look at three models in the library that she would like restored and cased. The library has no money to spend on this restoration but hopes that a club member will volunteer pro bono.

Ed. Note: First, thanks go out to **Larry Friedlander** and **Tom Ruggiero**, our intrepid photographers, who over the years have taken an incredible array of model and club photographs. For a variety of reasons, not all of the photographs are able to be used in Broadaxe. Consequently, the club discussed the creation of a photography site where members can access photos of meetings and models.

This treasure trove of photographs would be a fantastic resource that would benefit any modeler.



#### **BOOKS AND PUBLICATIONS**

Remember that you can now fill out and print your *Show and Tell*, *Books and Publications* and *Tool Talk* forms on your computer before you come to the meetings. The forms can be found on the website under the heading "resources" On the "resources" page you will see "downloads" at the lower left. Keep clicking and you will be able to add your information directly onto the form and then print it.

<http://www.shipmodelsocietyofnewjersey.org/downloads.php>

*If you are bringing a model to a monthly meeting, please download the **SHOW & TELL** form and fill it out in advance. Download the books and pub form here also...*

[Click Here to download and print the \*\*SHOW & TELL\*\* FORM](#)

[Click Here to download and print the \*\*BOOKS\*\* and \*\*PUBS\*\* FORM](#)

[Auction Form for December](#)

This is intended to help you fill out the forms more completely and to give you more time to interact with your friends at the meeting rather than scribble out your notes as fast as you can.



### WEBSITE & LENDING LIBRARY

**Website:** <http://www.shipmodelsocietyofnewjersey.org/>

Ed. Note: For those of our membership who have yet to check out the club website, here is an example of the kind of resources that are available on the site:

[\*\*Resin Casting Made Easy \(one part molds\)\*\* - by Nicholas F. Starace II](#)

Missed one of the past issues of the Broadaxe or need to look up a previous article... Did you know that back issues of the Broadaxe dating from 2002 to the present are available online at the club's website?

<http://www.shipmodelsocietyofnewjersey.org/broadaxe-online.php>

Model Ship World Links to other club's newsletters

<http://www.shipmodelsocietyofnewjersey.org/important-links.php>

Resources Available on the club's website:

**Club Library - The Ship Model Society of New Jersey**

<http://www.shipmodelsocietyofnewjersey.org/important-links.php>

**Lending Library:**

<http://www.shipmodelsocietyofnewjersey.org/club-library.php>

**ModelShipWorld.com:**

<http://modelshipworld.com/>



### TECH SESSION

To allow enough time for the "Unbuilt or Started Bring Your Model" Show and Tell, there was no Tech Session scheduled for the April meeting

We are hoping for a revived focus on tech sessions. They **do not have to be individual efforts** but can be a collaborative effort between several members who might be approaching some aspect of modeling in different ways. It would be wonderful if over the span of two or three years every member had participated in a tech session.



### THE PINNANCE GROUP

April was a very busy ship modeling month; therefore there was no Pinnacle Group meeting scheduled in April.

The next Pinnacle meeting will be held at **Chuck Passaro's** house on May 24.

Ed. Note: Start with a lively discussion of modeling techniques, toss in good food, add a pinch of good company in an completely informal environment and you get the Pinnacle Meetings  
Great Fun \_\_\_\_ All Are Welcome!





## SHOW AND TELL

At recent meetings we have had a wide variety of show and tell items, many of them work in progress rather than finished projects. Some of our members are still working on their first or second model while others have lost count of their show and tell presentations.

**We are highly appreciative of members who take the time and effort to bring their models in and share their successes and frustrations.**



Last month we asked that members bring in an unbuilt or started but never completed kit to vary our show and tell offerings. **Barry Rudd** pulled his kit of the *Mordaunt* out of the closet intending to bring it to the meeting unbuilt but decided that it was an interesting challenge and began construction. Barry bought the Euromodel kit

20 years ago when building directions were more rudimentary than they are now. The kit came with 12 sheets of plans, which are very complete, but in Italian. Barry went on Euromodels' website and found not only a translation of the Italian terms but a building guide with good photos and instructions. The kit is double planked and goes together pretty well. The prototype *Mordaunt* was a privately built, fourth rate, English ship completed in 1681. She was sold to the British Navy in 1683 and sank in 1693. She was named for Lord Mordaunt, Earl of Peterborough and is the only British ship to have ever carried that name.







**Tom McGowan** brought in the Bluejacket kit of the *Lackawanna*, a steam coastal tug. Tom felt that it was a nice looking tug and since his wife likes tugboats he purchased it for about \$270. The D, L and W Railroad owned the prototype. It has a solid, carved hull in 1/8-inch scale. **Ken Schuetz** has built the kit and was pleased with it. Ken told us that the prototype was painted white because it was involved in the coal delivery business, delivering anthracite coal, which was supposed to be cleaner, and the white-painted tug was meant to be a symbol of that cleanliness.

Note: Tom had to leave the meeting early, so Michael, Chuck, and Ken presented the kit for him.



**Jerry Mann** brought in a box containing the kit of the *Adm. Vernon*, a 1695 French ship of the line. He had it in his basement for many years and has brought it in hoping that someone in our club will give it a go. Since it's named the Adm. Vernon, **Ray Vernon** volunteered to look at the kit and see if it is buildable. Steingrauber manufactured the kit therefore the instructions are in German. The kit contains a lot of strip wood, material for sails and parts printed on Basswood, which are to be cut out. The instructions are very rudimentary.



The Model Shipway's kit of the Revolutionary War brig *Fair American* is so popular that three club modelers have recently built it or are in the process of building it. **Ken Whitehead** and **Chuck Bergman** each brought in their *Fair American* model. The prototype began as an American colonial privateer. After two successful years she was captured off Jamaica and was taken into British service for another two years. The kit is based on model number 60 in the Henry Huddleston Rogers ship model collection at the US Naval Academy Museum, Annapolis, Maryland. The models' origin is unknown. All that is certain is that the model was in English hands prior to its acquisition by Col. Rogers.

**MD -- Annapolis -- US Naval Academy --  
Museum -- Ship Models -- Notes:**




<http://www.bguthriephotos.com/graphlib.nsf/keys/2011>  
[MD USNA Museum Models](#)

The quarter inch scale, plank on bulkhead, model is an update of the older solid hull kit. The kit has remained popular because of its relatively simple, two masted, rig and its pleasing, if somewhat tubby, lines. Ken found that the keel was a quarter inch too short. **Tom Ruggiero** explained that in the translation from the old kit to the new, the plans were inaccurately copied and since the laser cut parts were based on the plans the keel was inaccurate. Ken modified the kit slightly by adding a sliding top to the door of the captain's cabin. Instead of painting the hull yellow and white, Ken ordered boxwood and Holly for the planking. He simulated the treenails by drilling small holes and filling them with wood filler. Ken is making his own deck furniture rather than using the cast kit parts. This is Chuck's second kit and so he had to struggle with several errors he made at the beginning of construction. The gun ports are too large and the deck is too high. Chuck had to order extra rigging from Chuck Passaro because there was not enough supplied line. He found the rigging instructions insufficient so he used Steels Elements of Rigging as his guide. In spite of being as careful as possible, Chuck snapped the topmast off on his way to the club but simple repairs will make it as good as new.

Model Expo Fair America: <http://www.modelexpo-online.com/product.asp?ITEMNO=MS2015>


Steels Elements of Rigging:  
<http://hnsa.org/doc/steel/index.htm>

**Ken Whitehead**





**Chuck Bergman**







**Bill Houston** was in the picture framing business and one of the things he framed but kept for himself was a first day cover of the stamp commemorating the 200th anniversary of the mutiny on the *Bounty*. The stamp is affixed to a signed and numbered print by the artist, Moon, and the print is signed by descendants of Young and Christian, members of the original crew. The framing also includes a piece of the original ballast from the *Bounty*. The print is one of a limited edition, only 705 were created.



## Featured Modeler



**Larry Friedlander** brought in four different types of ship model.



- 1.) Two "Flats" representing papyrus reed boats of ancient Egypt. One boat is carrying a Prince of Egypt and the other is part of a funeral procession. Flats are two-dimensional representations of three-dimensional objects in very light bas-relief. Flats are created by engraving a master in slate and then casting reproductions in a lead-tin-antimony alloy. Human figures in flats are usually 30mm high. The challenge in painting flats is the skilled depiction of depth by the use of highlights and shadows.



- 2.) Langton miniatures Napoleonic naval brig in 1/300 scale. This kit is composed of a resin hull; cast metal spars, masts, boats, and cannon; photo etched sails, netting and shrouds and fine wire for the rigging. Finishing this kit requires two skills; assembling the very small parts and painting them in a realistic manner.

<http://waterloominis.com/oscommerce/catalog/index.php?cPath=22>



- 3.) The pirate ship *Black Pearl* from the Pirates of the Caribbean movies, made of photo etch steel and designed to be assembled by inserting tabs into slots and then bending the tabs. This is part of a series of photo etch models created by "Fascinations".

<https://www.fascinations.com/metalearth/Ships>



- 4.) A cast resin model of the main top of the United States frigate *Constitution* ("Old Ironsides") and resin cast Marine figures in fighting poses. This model is a reproduction of a small part of the mainmast and main spar showing the *Constitution* in action with sharpshooters and swivel gunners fighting in the top. Cutting Edge Model Works originally manufactured this kit in 2007. Only a few models were produced but it is again available from flagship models.



[http://www.flagshipmodels.com/zencart/index.php?main\\_page=products\\_all&disp\\_order=4](http://www.flagshipmodels.com/zencart/index.php?main_page=products_all&disp_order=4)





## AARDVARK WORKSHOP

We want to thank **Tony** and **Sally Alworth** for the continuing use of the Aardvark quilt shop (748 Speedwell Ave. Morris Plains, next to the Plaza Restaurant).

Club members who have not attended an Aardvark meeting are missing a very enjoyable experience. The next Aardvark meeting will be May 17th and all future meetings continue to be scheduled for the third Saturday of the month.



## TOOL TIME



Ed. Note: Remember your science lab classes “back in the day”. Now, try to remember those long lab tables where you conducted those first experiments [yes, I know that the neurons are working and it is beginning to come back]. Well, it was soapstone that was used for the tops of the lab tables. Soapstone is heat resistant, **water resistant** [extremely advantageous for waterstone sharpening], and has enough mass to provide a perfect media to use as a work top. Which brings me to the sharpening station pictured above; I joined a **Kreg Universal Bench** to a soapstone top that I had gotten from **M. Teixeira Soapstone** in Glen Rock, NJ. The folks at M. Teixeira Soapstone couldn't have been nicer. They gave me a beautiful piece of soapstone [almost too nice to use as sharpening station], cut the top to size, and added beveled edges. Of course, human nature [my procrastination] precipitated the need for this all to be done as a rush order. I could not have been more pleased with the entire process, as well as the end result; a solid base and a perfect platform for sharpening.

[http://www.soapstones.com/hackensack\\_nj\\_location.html](http://www.soapstones.com/hackensack_nj_location.html)



## CANDID SHOTS



I thought you were bringing the donuts.....



Ryland.... always a welcome guest



Did you hear the one about a Sailor who walks into a bar...



A moment of reflection, or is that just exhaustion



The next club meeting is May 27 at 6:45.

The '**BROADAXE**' is published monthly by The Ship Model Society of Northern New Jersey, a nonprofit organization dedicated to teaching and promoting ship modeling and maritime history. Membership dues are \$25.00 for the first year and \$20.00 per year thereafter

Visit our Web Site at:

<http://www.shipmodelsocietyofnewjersey.org> where a Web version of the **BROADAXE** can be found. The **BROADAXE** is distributed by both US mail and e-mail in PDF format.

Regular meetings are held on the fourth Tuesday of every month at 7:30 P.M., at the Millburn Free Public Library, 200 Glen Avenue, Millburn, New Jersey. Guests are always welcome.

Contributions to the **BROADAXE** are always welcome, and SMSNNJ members are encouraged to participate. Articles, shop hints and news items may be submitted directly to The Editor as typed manuscript or electronic files, either on discs or by e-mail. Handwritten notes or other materials will be considered depending on the amount of editing and preparation involved.

The **Broadaxe** is written by Larry Friedlander, edited by Michael Storch, and distributed by Chuck Passaro and Ollie Ericksen.

Your ideas and suggestions are always welcome in the Broadaxe. Please submit them to Larry Friedlander.

If any member would like an email copy of the roster please drop a note to Larry Friedlander at the email address listed at the end of the Broadaxe. If there is an error on the roster let Larry know and the roster will be amended. Please make sure that your spam filter is not blocking emails from Chuck Passaro because if it is, you won't get the Broadaxe and member bulletins. You can eliminate the filtering by adding Chuck Passaro's email address to your contact list. Please keep the secretary informed of any changes so that the roster can be kept current. If you would like a printed copy of the roster please send a SASE to the secretary (address at the end of the Broadaxe) and one will be mailed to you. Rosters are also available at the monthly meetings.

Please keep your contact information up to date. Your email address is particularly important because that is the main avenue of communication for club announcements. In case of emergencies such as last-minute cancellations due to weather, emails will be sent to the members.

**Direct All Correspondence To:**

**BROADAXE EDITOR**

**Michael Storch**, 115 Virginia Ave., Clifton, NJ 07012  
(973) 472-3232  
E-mail: [mstorch@stro.com](mailto:mstorch@stro.com)

**OFFICERS**

**PRESIDENT:**

**Tom Ruggiero** 54 Peach Orchard Drive,  
East Brunswick, NJ 08816  
(732) 257-6063  
Email: [Ruggierotp@aol.com](mailto:Ruggierotp@aol.com)  
[Trugs@comcast.net](mailto:Trugs@comcast.net)

**VICE PRESIDENT:**

**Chuck Passaro**  
E-mail: [cpassaro@verizon.net](mailto:cpassaro@verizon.net)

**TREASURER:**

**Ken Schuetz** 34 Oak Drive, Roseland, NJ 07068  
(973) 226-9004  
E-mail: [knschuetz@verizon.net](mailto:knschuetz@verizon.net)

**SECRETARY:**

**Larry Friedlander** 112 Holiday Lane,  
Rivervale, NJ 07675  
(201) 666-6984  
E-mail: [Twomai@gmail.com](mailto:Twomai@gmail.com)

**WEBMASTER:**

**Chuck Passaro**  
E-mail: [cpassaro@verizon.net](mailto:cpassaro@verizon.net)

---

*THE BROADAXE NEWSLETTER*  
THE SHIP MODEL SOCIETY OF NEW JERSEY

*Founded in 1981*

Volume 32 Number 4

April 2014

**Newsletter Editor**  
**Michael Storch**  
**115 Virginia Ave.**  
**Clifton, NJ 07012**

The next club meeting is **May 27 at 6:45.**

**MILLBURN PUBLIC LIBRARY**

**Jeff Fugelstad** will be doing a tech session on building a large pond yacht hull.



We encourage you to bring in your models [finished or works in progress] and/or any kits [regardless of the stage of construction] that you have questions about or might generate discussion from the membership.

Take advantage of the collective wisdom of the club.

**Please note that the Executive Committee** we will start the business meeting at 6:45 “so that we can get to the fun stuff more quickly.”

## The 2014 Joint Clubs Conference

The Joint Clubs Conference was Saturday, April 26. Attending from our club were: Richard Larue, Chuck Passaro, Jim Lavelle, Al Geigel, Ken Schuetz, Tom Ruggiero, Jeff Fuglestad, Larry Friedlander, Roy Goroski, Michael Storch, Dan Pariser, and Ozzie Thalmann. For several of us the weekend began with a pleasant visit to Mystic Seaport and a fine dinner at Latitude 41, a restaurant next to the seaport. Joining several members at the table were author and model ship restorer Rob Napier and Ryland Craze, member of the Hampton Roads ship club. Several of us stayed at the Mystic Marriott, a relatively new hotel providing comfortable accommodations.

Saturday morning was spent viewing the many ship models on display, notable among them; a diorama created by Justin Camarata, paper models of a submarine and an aircraft carrier, the prototype model of the *Confederacy*, an adaptation of the *Emma C Berry* kit, a cross-section of the bomb vessel *Granado* and many other models big and small. There was time to greet old friends and make new ones, and for voting on our favorite models in the People's Choice competition. There were several interesting tabletop demonstrations;

- The treating and tinting of balsa for use as a ship modeling wood,
- Cutting, embossing and applying copper plates to a model ship's hull,
- Using a hair extension tool to create scale rope
- Creating an interesting cutaway model by using a front-silvered mirror.

Michael Storch was our club's tabletop presenter. From the days of flint and obsidian to the present, craftsmen have been struggling to produce the sharpest possible edge. Today's chisels are often made of sophisticated steels sometimes bonded to forged iron backs. Sharpening has evolved from chipping off a new edge to modern methods involving mechanized wheels, oilstones, water stones, sandpaper and diamond impregnated surfaces. Michael brought a wonderful array of chisels, sharpening jigs, sharpening stones and the associated equipment used to achieve the very sharp tools that make modeling a pleasure. Michael demonstrated sharpening techniques and explained the pros and cons of a wide variety of sharpening stones and jigs and gauges. His explanation of the use and attributes of all this will help those who attended the demonstration make good choices in their pursuit of the perfect edge.



Ed. Note: thanks to Jim, Larry, Richard, and the rest of the attending club members for their help and support during the sharpening presentation. I would also like to thank Barry Rudd for kindly letting me borrow a wide array of sharpening implements for my presentation from his vast collection of tools. Much obliged!



We also had a chance to examine the goods on sale offered by vendors among who were:

- **Chuck Passaro**, offering blocks, hand laid rope, lantern kits, guns and carriages and cast figureheads.



<http://www.syrenshipmodelcompany.com/about-us.php>

- Nick Damuck, new owner of **Bluejacket Ship Crafters**, who is beginning production of the Civil War ships, *Kearsarge* and *Alabama*, while continuing to offer fittings and model kits.



<http://www.bluejacketinc.com/>

- **Ship Ahoy Models and Miniatures** who continue to offer their 6-inch tilt disk sander, a thickness sander, a motor upgrade for the Preac miniature saw and a seizing and serving tool.

<http://www.shipahoymodels.com>

/

- There were also various book and plastic kit sellers to round out the interesting selection.

Discussions with several of these sellers revealed that many of them feel the effort involved in transporting their goods and setting them up is not justified by the number of sales they make. If we want these vendors to continue to participate in our conferences we should come ready to make some purchases.

After lunch we enjoyed a very interesting lecture about the Great White Fleet and its voyage around the world in 1907 – 1909, presented by Mark Albertson, author of "They'll Have to Follow You: The Triumph of the Great White Fleet" Mr. Albertson provided some very interesting information about the 16 battleships and various escorts that Pres. Theodore Roosevelt sent around the world in an effort to demonstrate growing American military power and the U.S. Navy's new capability.

After the lecture, our president, **Tom Ruggiero**, presented the Jim Roberts award to Pete Carlin for his model of the *Emma C Berry*. It is very fitting that, as **Roy Goroski** pointed out, the *Emma C Berry* was a favorite subject for **Jim Roberts** as a group build and teaching tool.



Tom Ruggiero represented the SMSNJ as the club's Jim Roberts Award judge. Tom's take on this year's award: This was the Fifth Year for the Jim Roberts Award and the judging was very close with several models near the top. This year, there was a judge from each club. Jim had a very active group build going on when he passed over the bar. That project was Emma C. Berry. So, it was quite fitting that the winning model this year was Emma C. Berry. The model was built by Pete Carlin of the Connecticut Club. One side of the boat was left in frame to show the construction. The model was very clean and professionally presented. Given the larger scale of the model (3/8" to the foot) a lot of detail was required and it was carried out very well. Congratulations to Pete.



At the competition, there were several very well done “kit based” models that were unfortunately not entered. I asked one of the builders why he chose not to enter his model and his response was “that a kit based model had no chance of winning the Award”. My response to him was that this is absolutely Not So. In reality, the only requirements [as outlined by the Award guidelines] are that: the entrant must be a model of either of a ship or boat; the entrant can be either a single ship or a diorama with a ship or boat as its main focus; and the model must be completed.

For the first 5 years of the Award existence, there has been a consistency in the type of ship model that has been selected by the judges. That consistency speaks to the clear judging guidelines as outlined by the original award’s committee. Having said that, it might be time to revisit the guidelines to see if the Jim Roberts Award still speaks to our original intent and/or determine if it time to broaden the judging criteria.

Moving forward, we might also want refine the Award’s marketing message so that we are better able to convey eligibility requirements and the judging criteria used for competition.

Another winner was our very own **Oswald “Ossie” Thalmann** for his wonderful operating model of the *Wisconsin* in the People's Choice competition. The afternoon's festivities ended with a raffle drawing for the various prizes provided by the vendors and participating clubs.



Ed. Note: thanks go out to Barry for being the master of the Jim Roberts Award plaque.