



Volume 34, Number 7

Newsletter of the Ship Model Society of New Jersey

July 2016

In This Issue

[Upcoming Events](#)
[Upcoming Tech Sessions](#)
[Old Business](#)
[New Business](#)
[Show and Tell](#)
[Did You Know...](#)
[Club Information](#)

Our next club meeting is
August 23 at 6:45PM

ROSELAND PUBLIC
LIBRARY

JULY NOTES...

July was the first meeting with our new officers. Our new President, Jim Lavelle, welcomed everyone to the meeting. Jim thanked the last officers and welcomed Chuck Passaro back as Vice President, Al Geigel as Treasurer, and past President Tom Ruggiero as Secretary. Jim welcomed two guests to the meeting: Jack Cremens, making his third visit, and Kevin O'Neill, his first. Kevin comes to the meeting by way of our website and subsequently several emails with Tom Ruggiero. This was Jack's third visit. As such, he was invited to join our merry group. Jack was unanimously approved for membership. Welcome Jack! In addition to our guests, there were 20 members present at the July meeting. [Click here](#) for meeting photos.

Jim asked for comments about the last *Broadaxe* and all agreed that it was yet another stellar job by Steve Maggipinto.

As the outgoing Treasurer, Ken Schuetz gave the report and is turning things over to Al.

Jim said that some have stated that there are some items of Old Business on which no progress has been made. He noted that with everything that has been going on in our club, other priorities may have delayed some items. Jim asks that if anyone has any Old Business that they wish to pursue, they need to bring it to the attention of one of the officers, preferably by email.

Jim also announced that Tom Ruggiero has been appointed as a Director of the [Nautical Research Guild](#) (NRG) to fill the remaining term of a Director who had to resign. Good luck Tom. And congratulations!

Jim informed the Club that Plank Owner and Co-founder of our Club, Alan Frazer, has passed away. Alan, along with Jim Roberts, founded the Ship Model Society of Northern New Jersey (the prior name of SMSNJ), in 1981. With Al's passing, this leaves only Al Geigel and Stan Sinowitz as plank owners. Alan was an honorary member of SMSNJ and on the board of the [Mariners Museum](#). After discussion about how to best to remember our friend, it was decided to provide a donation to the Mariners Museum and design an engraved commemoration plaque to present to his widow. Steve Maggipinto designed and procured the plaque. [Click here](#) for a photo.

Once again, Jim asked that the members provide suggestions to the officers concerning activities (for example, our tour of *USS Ling*) and ideas about what they would like our club to be.

Continued on page 2



UPCOMING EVENTS

AUGUST

- 20 - Group Working Session: Chuck Passaro's house
- 23 - Monthly Meeting - 6:45PM, Roseland Public Library, 1st Floor

SEPTEMBER

- 17 - Carving Workshop (see Notes)
- 27 - Monthly Meeting - 6:45PM, Roseland Public Library, 1st Floor

OCTOBER

- 6—8 - NRG Conference, San Diego, CA
- TBD - Group Working Session
- 25 - Monthly Meeting - 6:45PM, Roseland Public Library, 1st Floor

On the Horizon

Exhibition

December and January at the Morris County Library, Whippany, NJ

JULY NOTES, continued from page 1

Chuck, as our Vice President, once again stated that he plans to have a six month schedule of Tech Sessions. He noted that he will be asking specific members to do tech sessions rather than asking for volunteers. These don't need be very long, but we recognize that members have techniques that they have been successful with that others would like to learn. As always, the officers, or other members, will help with the presentation itself. Chuck also stated that if there is a session that members would like to repeat, please let us know.

Another new wrinkle is that shorter sessions will be done multiple times so that everyone has the opportunity to get an up-close view.

The Tech Session for August will be an intro to carving in preparation for a workshop on September 17th. Chuck will hand out a sample so those present can practice before the workshop. On the 17th, participants will get another one and we will carve it as a group together and compare notes. We will also de-bond the practice carving from the baseboards. To defray costs, the fee will be \$5.

We talked about weekend meetings as an option to a Tuesday night, the thought being that we might attract more members on the weekends. Tom Ruggiero ascertained that the library is closed Saturday and Sunday, so this won't work at Roseland Library.

We also donated two models to the Library, a Chinese junk and a New Bedford whaleboat. The library staff was very appreciative and put both of them on display. The models had been donated to us from a non-member who was in the process of moving to North Carolina.

Larry Friedlander has volunteered to update the roster. Larry passed a copy of the current roster around and asked those present to verify and correct the included information. Thanks Larry!

The next group workshop will be on August 20th at Chuck Passaro's house.

The meeting adjourned at 2045.



August - Carving workshop intro - simple carving techniques for ship modelers: *Chuck*

September - Gilding the carving with gold leaf: *Jim Lavelle*

October - Simple one piece molds and casting of carved piece from the workshop: *Chuck*

November - White Whale Auction.

December - No tech session.

January 2017 - Belaying pins and treenails...how-to: *Chuck*



OLD BUSINESS



Morris County Library Exhibit. This will take place from early December this year through mid-January, 2017. We would like to have 30-40 models on display on folding tables along the library's corridors and in a

glass display case just inside the entrance. Steve Maggipinto passed around a sign-up sheet at the July meeting. Those agreeing to participate so far include Steve, Chuck Passaro, Ozzie Thalmann, Don Otis, Ken Schuetz, Tom McGowan, Hans Gottschalk, Al Geigel and Mason Logie. The sign-up sheet will be available at future meetings. We are also looking to line up folding tables, in case the library does not have enough to display our collection. We have nice cloth covers for the folding tables. Steve put together a brochure for the event and has forwarded this to club members.

Tools from Mike Gutsick's Workshop. Mike is on his way to North Carolina. He will not be ship modeling anymore. So...Tom Ruggiero has been bringing in Mike's kits and tools for auction. Everything that Tom has brought so far has been sold (see the first few July meeting photos for examples). There will be more coming.

NEW BUSINESS



SMSNJ has done this twice before, but the club wants to go to the Naval Academy again. Roy Goroski stepped up to check the time and logistics for the trip. As in the past, we would like to view the model shops in [Preble Hall](#) and the [Rogers Collection](#).

Regarding field trips, Mason noted that [Caddell Drydock](#) in Staten Island has stated that they would

host the club to see the rebuild of the [Wavertree](#). (Editor's note: This is not likely because *Wavertree* will be back at South Street in September). Tom noted that he and his wife went on a circumnavigation of Staten Island sponsored by the [National Lighthouse Museum](#). A very interesting time with lots of local history and a beautiful day.

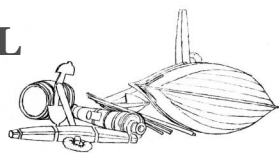
Admiralty Models will be having a [Workshop](#) in November in Baltimore. Jim L. stated that he was going and invited others to join him.

Chuck Passaro passed around scroll work that he will be including in his upcoming barge kit. He showed both the rough cut and the fully carved item. Chuck will have a special workshop on September 17th where we will learn how to carve these beauties. The format will be the same as the miniature painting workshop that was presented by Larry Friedlander. We had about 16 interested. Details are being developed.






Preble Hall

SHOW AND TELL



Mike Rogers brought in his very well executed *HMS Cheerful*. *Cheerful* is built from plans and mini-kits developed by our own Chuck Passaro. Since we've last seen Mike's rendition, he has completed installing and rigging the guns and carriages. In lieu of using wood pintles and gudgeons as Chuck has done, Mike has used paper instead, because the paper is thinner. The pintles and gudgeons look to scale and are very well done. The bolting was simulated with black monofilament fishing line as opposed to wire. This is an easier process that produces the same results. It's simple: insert the line and then slice it off.





SHOW AND TELL



Speaking of monofilament, **Chuck Passaro** brought the skeleton of a Queen Anne Royal Barge, circa 1700, that he is building. It will be made just like the original with floors, futtocks and frames. Rather than trying to glue the model up over a template, Chuck laser-etched a line to guide placement of the floor, which, using a straight edge, can easily and accurately be glued directly to the futtock. The barge is forty feet long and clinker planked meaning that the planks are nailed to each other. Chuck discussed how the nails will be simulated using monofilament. Insert the monofilament in a predrilled hole with a touch of glue, slice it off with a sharp razor blade. The material he uses is called [Amnesia](#). It comes in various sizes measured in “test”. He uses 15 to 20 pound test.

Chuck also noted that **Mike Rogers** was kind enough to bring in a plank (3½” x 3½”) of Alaskan Yellow Cedar. As he had mentioned in prior meetings, Chuck is actively looking for alternatives to Castello boxwood because of its sharply escalating costs. He compared the color to that of boxwood and it looks fairly close. A lumber supplier where this may be purchased is [ML Condon Company](#), 250 Ferris Avenue, White Plains, NY 10603, 914-946-4111 — or — 55 South Greenhaven Road, Stormville, NY 12582, 845-221-8966.



SHOW AND TELL



Don Otis brought in his completed model of the German sail training ship *Gorch Fock II*. The ship was built in 1958. It is nearly identical to the sail training ships built in Germany in the 1930's. The Coast Guard training Ship *Eagle* is one of these. The model is a kit and Don used much of the kit materials so that he could produce it in a shorter time. Don completed it just shy of five months. Frankly, very few complete a model as quickly as Don. Don uses a product called [Stitch Witchery](#) for making billowing or furled sails.



SHOW AND TELL




Hans Gottschalk brought in his model of the Artesania Latina river boat [*King of the Mississippi*](#), AKA the first [*Natchez*](#). He built it for his grandson who just graduated from Stevens with a Mechanical Engineering Degree. Hans had a real issue with the very thin railings. He primed them with oil based primer before painting. He treated the decks with Pecan Stain. He also discarded the kit supplied windows and doors and replaced them with scratch built versions. The model took him about six months to complete.

Natchez was built in 1823 and operated until 1835. In 1820, there were only 20 riverboats on the Mississippi; by 1830, there were 90 operating in various sections of the river. *Natchez* had a 12 year run, a long life for a river boat. Being all wood, maintaining her was very costly. She was approximately 190' in length, with a principal cargo of passengers, cotton and livestock. *Natchez* could hold 20 bales of cotton and had 16 rooms and 4 state rooms. One of her most notable passengers was The Marquis De Lafayette, hero of the American Revolution. Lafayette traveled aboard *Natchez* in 1825.

Natchez was destroyed by fire in New Orleans on September 4, 1835.



Continued on page 8



DID YOU KNOW...

Many of us are familiar with *Model Ship World's* (MSW) build logs, especially after Jim Lavelle's detailed presentation on the subject last August. These logs are a wealth of information and provide a great forum for sharing information.

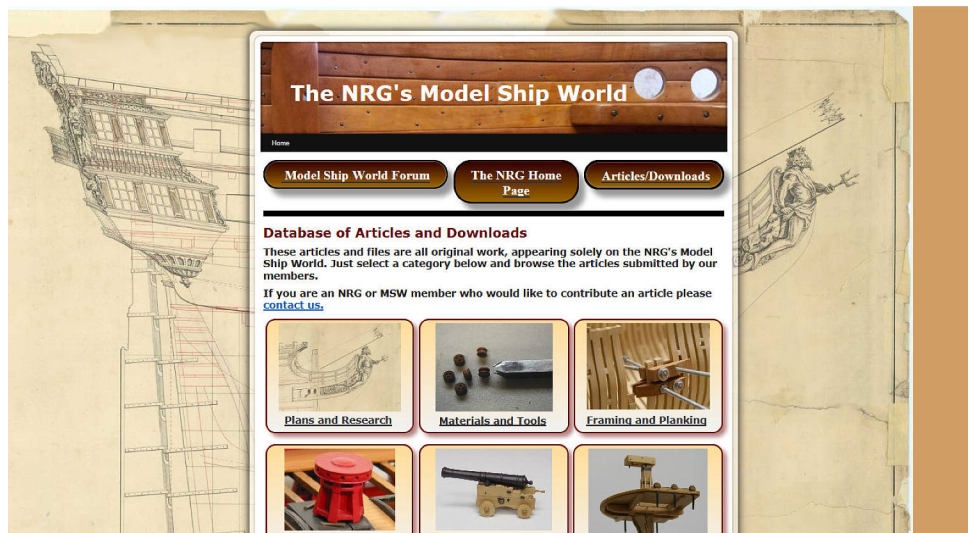
But did you know that the MSW site also has an excellent "how-to" series of articles? They're just a click away at <http://modelshipworldforum.com/ship-modeling-articles-and-downloads.php>.

On this page you'll find links to (categories/examples):

- **Plans & Research:** Interpreting Line Drawings, Scratch Building a Model Ship, Kit Selection...
- **Materials & Tools:** Silver Soldering Tutorial, Lathe Operation, A Database of Woods...
- **Framing & Planking:** Deck Clamps, Copper Sheathing a Hull, Plank Bending...
- **Furniture & Fittings:** Building a Display Case, Making a Ship's Stove, Capstan Plans...
- **Armaments:** Building a Model Cannon Carriage w/Plans, Plan for an Armstrong 6 Pounder...

- **Masts & Yards:** Making Yard Details, Making a Mast from Square Stock, Mastling and Rigging Spreadsheet...
- **Rigging & Sails:** Making and Forming Sails, Frolich Style Ropewalk Plans, Mastling and Rigging Sizes...
- **Plastic & Resin:** Mold Making - Resin Casting Techniques
- **Ship Model Builds and Practicums:** Building a Half Model, Build a Battle Station - Builder's Guide, Build a Battle Station - The Model Plans, US Brig *Syren* 1803, Building an 18th Century Pinnace...

The authors of many of these articles carry names we recognize: Chuck Passaro, Alan Yedlinsky, David Antscherl. This is definitely one page you'll want to check out.



The Ship Model Society of New Jersey

The Broadaxe is published monthly by The Ship Model Society of New Jersey (SMSNJ), a nonprofit organization dedicated to teaching and promoting ship modeling and maritime history. Membership dues are \$25.00 for the first year and \$20.00 per year thereafter.

Visit our Web Site at:
<http://www.shipmodelsocietyofnewjersey.org> where a web version of *The Broadaxe* can be found. *The Broadaxe* is distributed by both US mail and email in PDF format.

Regular meetings are held on the fourth Tuesday of every month at 6:45 PM, at the Roseland Free Public Library, 20 Roseland Avenue, Roseland, New Jersey. Guests are always welcome.

Contributions to *The Broadaxe* are always welcome, and SMSNJ members are encouraged to participate. Articles, shop hints and news items may be submitted directly to the Editor as typed manuscript or electronic files, either on discs or by email. Handwritten notes or other materials will be considered depending on the amount of editing and preparation involved.

The Broadaxe is edited by Steve Maggipinto. Your ideas and suggestions are always welcome. Please submit them to Steve Maggipinto at Stevemagg@optonline.net.

If any member would like an email copy of the roster, please drop a note to Tom Ruggiero at the email address listed below. If there is an error in the roster let Tom know and the roster will be amended. Please make sure that your spam filter is not blocking emails from Tom because if it is, you won't get member bulletins. You can eliminate the filtering by adding Tom's email address to your contact list. Please keep the secretary informed of any changes so that the roster can be kept current. If you would like a printed copy of the roster, please send a SASE to Tom Ruggiero at the address below and one will be mailed to you. Rosters are also available at the monthly meetings.

Please keep your contact information up to date. Your email address is particularly important because that is the main avenue of communication for club announcements. In case of emergencies such as last-minute cancellations due to weather, emails will be sent to the members.

Direct All Correspondence To:

Tom Ruggiero
54 Peach Orchard Dr, East Brunswick, NJ 08816
(732) 257-6063
Email: Trugs@comcast.net

Club Officers

PRESIDENT:

Jim Lavelle
11 Red Twig Trail, Bloomingdale, NJ 07403
(973) 492-9407
E-mail: Jim@JMLavelle.com

VICE PRESIDENT:

Chuck Passaro
175 Orient Way, Rutherford, NJ 07070
(201) 507-5310
E-mail: Cpassaro@verizon.net

TREASURER:

Al Geigel
453 Second Street, Dunellen, NJ 08812
(732) 529-5147
E-mail: Algeigel@optonline.net

SECRETARY:

Tom Ruggiero
54 Peach Orchard Dr, East Brunswick, NJ 08816
(732) 257-6063
Email: Trugs@comcast.net

WEBMASTER:

Chuck Passaro
E-mail: Cpassaro@verizon.net