



Volume 39, Number 4

Newsletter of the Ship Model Society of New Jersey

April 2021

In This Issue

[Meeting Report](#)
[Old Business](#)
[New Business](#)
[Tech Session](#)
[Show and Tell](#)
[Books and Pubs](#)
[Club Information](#)

The April Meeting of SMSNJ will be a virtual meeting. The meeting will be;

April 27, 2021 at 7:00 PM (1900).

Call for Photographs

SMSNJ is a NRG has instituted Chartered Chapters and will have a page on the NRG website. We will be putting several pictures on that page. These pictures must be clear, sharp and with an uncluttered background. Please contact Tom Ruggiero if you are interested.

SATURDAY WORKSHOPS

Tech Session for April is, Peter Vetri, President of Atlantis Models "Revell Models Today"

Future workshops are on hold due to the pandemic.

Meeting Report: The virtual meeting was called to order by President Bill Brown at 1900 on Tuesday, February 23, 2021. There were sixteen members and fourteen guests. Welcome to you all.

Three of the guests have attended three meetings and asked to be members. They are Kevin Kenny, Michael Mott, and Felipe Trucco. The motion was made by Eric Marshall and seconded by Ken Whitehead. The vote was unanimous. Welcome!

The Treasurer reported of transactions for the month and the balance in the SMSNJ bank account.

Eric Marshall is preparing his next project and getting all of the required reference work, including David' Antscherl's books. While doing that, he experimented with making rope with his Rope Rocket from Syren. He is making some beautiful rope, but he won't become a new source of model rope. He has also volunteered with the Lower Raritan Watershed Partnership. They will be making 1:1 scale boats in New Brunswick.

Kevin Kenney is building stoves for his current build. Lots of challenges, says he, but outstanding work.

David Antscherl joined our meeting. David is now designing kits. His current project is the Harriet Lane at 1:96 scale. He showed us the prototype for the new kit that will likely be launched latter this year by Model Expo. It is single plank on bulkhead and all of the planks will be spilled.

Michael Mott showed us a door for his Bristol Cutter that has a fully functional lock. He has a build log on MSW. You need to see this workmanship.

Joe Jordan, from PSMS, announced that the Independence Seaport Museum has reopened. PSMS members staff the Ship Model shack and demonstrate modeling to the public. Ryland noted that Mariners Museum in Hampton Roads is looking to reopen around Memorial Day.

The meeting adjourned at 2050.

April Tech Session: The Tech Session will be; Mr. Peter Vetri, President of Atlantis Models. His company has the molds for all the Revell, and Monogram, model ships kits. They are in the process of re-issuing some of them.

OLD BUSINESS



Northeast Joint Clubs

It is official; the Northeast Joint Clubs meeting will be Saturday, October 2, 2021 - 9:00 AM to 3:00 PM Port'n'Starbord Convention Center Ocean Beach Park, New London, Connecticut Tim Murphy of the USS Constitution Shipcraft Guild reports that a flyer with costs and registration will be available in about two months.

Pennsville Farm Show

Tom has been contacted by Dot Mason and informed that the Pennsville farm show on the banks of the Delaware is scheduled for Saturday June 5. Again this is all pending at this time. SMSNJ has been doing this with PSMS for several years. It was cancelled in 2020 due to Covid.

Call for Nominations

Bill Brown will reach the end of his term as President in June. He can run one more time. Anyone wishing to run for President should let it be known to the Secretary by the April meeting.

Modelcon 2021

Modelcon 2021 will be on USS New Jersey on August 7, 2021. This show is with the Philadelphia Ship Model Society. We all will be setting up in one of three areas on the ship; the Wardroom, the Admirals Quarters, or on the open fantail on the stern in a tent. They will also be giving us complimentary tours, some to areas that are not on the regular tours as well as lunch in the mess hall. The show will be at 10 to 3. We will be able to drive up to the battleship and unload at an elevator. Vendors are welcome. There will be prizes for the Best In Show Model at the Exhibit..

NEW BUSINESS



Bill has been contacted by American Container Line in Westfield NJ. One of their models has been tipped over and the case significantly damaged. The model has come loose from its mounting. Anyone interesting in repairing said model, please contact Bill.

BOOKS AND PUBS



There were no Books or Publications this meeting.

THE NAUTICAL RESEARCH GUILD

"ADVANCING SHIP MODELING THROUGH RESEARCH"

Annual membership includes our world-renowned quarterly magazine, Nautical Research Journal, which features photographs and articles on ship model building, naval architecture, merchant and naval ship construction, maritime trade, nautical and maritime history, nautical archaeology and maritime art.

Other benefits include discounts on annual conferences, ship modeling seminars, NRG products and juried model competitions which are offered exclusively to Guild members. We hope you will consider joining our ongoing celebration of model ships and maritime history.





For more information contact us at: www.thenrg.org or call 585 968 8111

Tech Session

"The Restoration of Albertic"



Tonight's presentation was given by Michael Mott. Michael was born in London England in 1948 and after school began a toolmaking apprenticeship. After one year Michael switched to begin working for a professional modelmaking Company called All models Engineering Ltd. In 1967 Michael emigrated to Canada and worked for a professional Modelmaking company in Calgary Called John Stillwell and Associates. From 1969-1977 He worked in the industrial Design & sculpture Lab at the University of Alberta teaching students how to use the tools in the lab. Childhood visits to the Science Museum in London and the advent of the end of Steam Locomotives on the national railways of Britain. These visits helped to develop his interests in model railways and ships. And current work on the steam locomotive front is a live steam model of the Horwich Locomotive Works 18 inch Tramway loco "DOT" which is at the Narrow gauge museum in Wales



The model before restoration.

The model is 1:100 scale. Note that the model was knocked over and struck a table. He notes that it was very fortunate that the model was bread and butter (lift method) and solidly bolted to the base or damage would have been much worse. On the way down, the model hit a chair that did significant damage. Considerable damage to the port side lifeboat deck Funnels and railings along with vents and all sorts of lines and wire stays.

Tech Session

“The Restoration of Albertic”

The boat and ship modeling did not really take a strong hold until 2012 when he began redesigning a modelmaker set of plans for the fishing smack “Kingfisher” This is an ongoing project, that provides lots of learning situations. Current research and future projects include the 1909 Launch Skipjack originally built for Andrew Mellon and the Catboat Pauline which is of course one of Gill Smiths boats currently in the Mystic Seaport Museum.

1977 Michael formed Professional Scale Modelbuilding Co Ltd building commercial models for industry and educational exhibits. From 1984 -2002 Michael was the exhibit designer builder at the Edmonton Space and Science Center. Moving back to private work from 2002 to 2013 building educational Exhibits under the name of Mike Mott Exhibit Design and Fabrication. And from 2013 to present model and Drawing contracts.

Michael has been a modelmaker from very early childhood alongside a passion for painting landscapes, in the traditional mediums of oil, and since 1992 watercolor.



The Model Restored

Michael discussed all of the processes and methods that he employed to bring this model back to life. He used as many as the original parts that he could or fabricated identical replacements. He has a log of this restoration on Model Ship World. It is full of the details on how he repaired this beautiful model.. Thank you Michael

SHOW & TELL




HMS Victory, English 1st Rate, Scale 1:72, Modified Caldercraft Kit (54 x 21 x 37 inches)

- Mort Stoll

Mort was pulling grandfather duty and could not attend the meeting. However, he forwarded information that was presented by Tom. Captain's dining and day cabin bulkheads are installed. Dining cabin includes a dining and 2 side tables. One of the side tables has a liquor box. The Captain's day cabin is furnished with 2 clothes trunks, a dresser, chest and a desk. You can also see the template for the poop deck with the openings to the captain's and admirals cabins.




**SHOW &
TELL**



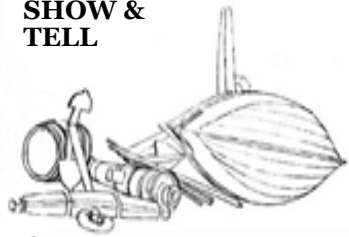
HMS Victory, English 1st Rate, Scale 1:72, Modified Caldercraft Kit (cont'd)

Beak head capping assembly, bulkhead and fife rail are also now complete, including an inside door leading to the starboard roundhouse. Excellent work Mort.




The Broadaxe

SHOW & TELL




Skipjack, Laughing Whale, 1:230 Scale? - Steve Fletcher

Steve have been searching for his next project, and like all modelers, went through that stash of kits that we all seem to accumulate. He came




across this kit that dates back at least twenty years. Laughing Whale (more like laughing joke) old skip jack model with bass wood and small pieces of mahogany. One sheet of drawings, one sail plan and instructions which basically said, "Using the plan as a guide, complete the hull". The basswood was at least the right thickness which was small help. No scale was given but I'm guessing it is about 1:230 based on the average length of 31 feet.

The model has the distinctive herringbone bottom and low draught the Keel is centerboard which he will add as I move along. I've named after Justine because its keeping me busy at night which I need. A silk purse from a sow's ear? More to come.




The Broadaxe

SHOW & TELL



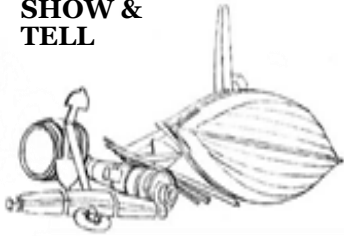
Providence, Colonial Schooner, 1776, 1:48 Scale - Ken Whitehead

Since last month, Ken has fabricated and installed the tiller, a binnacle, and the bowsprit bits and windlass supports. Good progress.



The Broadaxe



SHOW & TELL



Gothic, White Star Liner, 1893; Scale 1:600

- Bob Fivehouse

Since last meeting, Bob has installed have the railing and small fittings on the model. The supports the cargo booms and the bridge fittings were hard but he thinks that he got them right! He has to

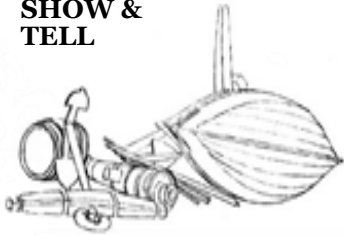


for

make the awning supports for the open bridge. Next will be the funnel and its vents and stays; then the masts. The model is to the scale of 1:600 (1"=50'). The model is just under 10".







SHOW & TELL



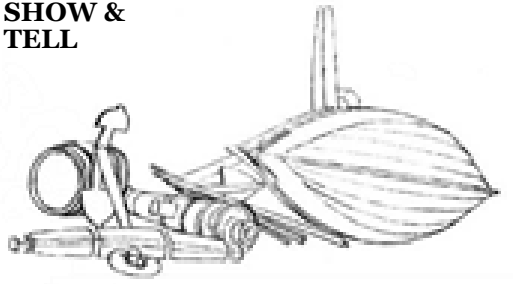
Gothic, White Star Liner, 1893; Scale 1:600 (cont'd)

As far as the flags are concerned, there is an interesting explanation. The Oceanic Steam Navigation Co., (owners of the GOTHIC ... run under the title of the "White Star Line"), ran a joint service to New Zealand with the Shaw Savill and Albion Line. Each company supplied ships for the service. In each case, the owning company flew their flag from the main mast and the flag of their sister company from the mizzen. So I have shown the White Star flag at the main and the Shaw Savill flag at the mizzen. Shaw Savill ships would fly them the opposite way around. At the stern will be the "Red Duster" merchant flag of Britain. Beautiful work Bob.



The Broadaxe

SHOW &
TELL



Hesper, Schooner, 1884, USA, 1:64

- Rich Lane

Hesper was a Boston pilot schooner built in 1884. Designed by Dennison Lawlor, Hesper was known for her speed. He is working with Eric Ronnberg plans and multiple photos of the schooner. The plans are excellent and are extremely detailed. Just fin-

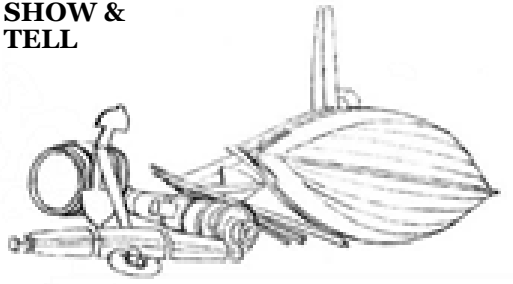


ished up coppering the hull using my home made copper plates. To make them I gilded copper leaf onto acid free computer paper that was already gridded out. Then to indicate the nails I used a wheel tool. (not sure what their called) Then they were cut out. the thinness of the plates were probably close to scale and were very easy to glue on. The total cost of the coppering was under \$20. with enough left over to copper eight more models. Very real looking Rich..



The Broadaxe


SHOW & TELL



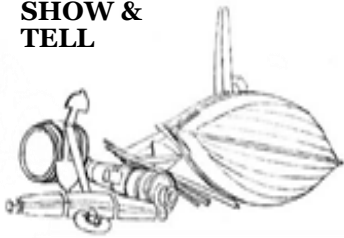
Bump Head Barge, US, 1:87

- Mason Logie

Mason is moving right along with his barge, adding cargo to the deck and surfacing the roof. He plans to have the model completed so that he can show it at the next Joint Clubs meeting in October. Looking fine Mason..



**SHOW &
TELL**



Mogami Cruiser IJN 1943 1:350



- Josh Fishman

The Mogami Class were built for the Imperial Japanese Navy (IJN) during the 1930s. They were initially classified as light cruisers under the weight and armament restrictions of

the London Naval Treaty. After Japan refused to comply any longer with that agreement, all four ships were re-armed with larger guns and were reclassified as heavy cruisers. The Mogami was completed in 1935 at Kure. It was scuttled after massive damage in the Battle of Surigao Strait on October 25 1944.

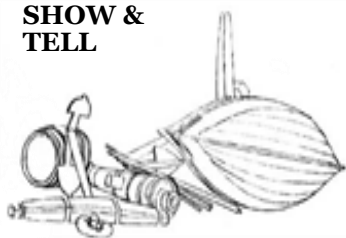
Josh is making his first foray into photoetch, and it is extensive! Most of it is still dry fit and must be painted. Never-

theless, it is impressive. Josh demonstrated rind stone pencils that have a bit of wax that is used for picking up very small parts. Josh picked these up on Amazon. They are very useful. Looking very good.



The Broadaxe

SHOW & TELL



Identify this Model

- Joe Lorenzo

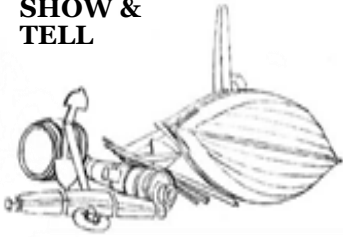
Joe recently bought this model from the estate of recently passed member of Model Ship Wrights of Western NY. It was originally found in a regional antique shop. It is a •Work boat with a flat bottom that is perpendicular planked. It has a center board, auxiliary power, a gaff rig (fore and main), and an unusual stern.

The model is exquisitely executed and may be solid hull planked over. It is of basswood construction, excellent joinery, simulated tree nailing, superbly executed scratch built fittings, and with well done rigging. The likely scale is 1:24. (56 feet LOA with a 12 foot beam. It needs minor repair/replacements of missing parts.




The Broadaxe

**SHOW &
TELL**



Identify this Model (cont'd)



It has a large hatch, forward cabin, and main deck house .



The model has a Rounded Stern, and an Unusual Rudder with a skipjack like bow. It is not a skipjack given its aux power, twin masts. Is it a Bugeye (with a rounded stern), or maybe a Pungy? If you can Identify this craft, please contact Joe.

The Ship Model Society of New Jersey



The Broadaxe is published monthly by The Ship Model Society of New Jersey (SMSNJ), a nonprofit organization dedicated to teaching and promoting ship modeling and maritime history. Membership dues are

\$25.00 for the first year and \$20.00 per year thereafter.

Visit our Web Site at: <http://www.shipmodelsocietyofnewjersey.org> where a web version of *The Broadaxe* can be found. *The Broadaxe* is distributed each month by email in PDF format.

Regular meetings are held on the fourth Tuesday of every month at 6:45 PM, at the Roseland Free Public Library, 20 Roseland Avenue, Roseland, New Jersey. Guests are always welcome.

Contributions to *The Broadaxe* are always welcome, and SMSNJ members are encouraged to participate. Articles, shop hints and news items may be submitted directly to the Editor as typed manuscript or electronic files, either on discs or by email. Handwritten notes or other materials will be considered depending on the amount of editing and preparation involved.

The Broadaxe is edited by Tom Ruggiero. Your ideas and suggestions are always welcome. Please submit them to Steve Maggipinto at trugs@comcast.net.

If any member would like an email copy of the roster, please drop a note to Tom Ruggiero at the email address listed below. If there is an error in the roster let Tom know and the roster will be amended. Please make sure that your spam filter is not blocking emails from Tom because if it is, you won't get member bulletins. Please keep your contact information up to date. Your email address is particularly important because that is the main avenue of communication for club announcements. In case of emergencies such as last-minute cancellations due to weather, emails will be sent to the members. Direct All Correspondence to Tom Ruggiero.

Club Officers

PRESIDENT:

Bill Brown
28 Betsy Ross Drive
Allentown, NJ 08501 (732) 294-8960
E-mail: wldjbrown@gmail.com

VICE PRESIDENT:

Mason Logie
20 Sylva Lane
Staten Island, NY 10305 (718) 273-1813
E-mail: mlogiejr@aol.com

TREASURER:

Tom Ruggiero
54 Peach Orchard Dr
East Brunswick, NJ 08816 (732) 257-6063

Email: trugs@comcast.net

SECRETARY:

Tom Ruggiero
54 Peach Orchard Dr
East Brunswick, NJ 08816 (732) 257-6063
Email: trugs@comcast.net

WEBSITE CONTACT:

Chuck Passaro
E-mail: cpassaro123@gmail.com