



Volume 39, Number 2

Newsletter of the Ship Model Society of New Jersey

February 2021

In This Issue

[Meeting Report](#)
[Old Business](#)
[New Business](#)
[Tech Session](#)
[Show and Tell](#)
[Books and Pubs](#)
[Club Information](#)

The February Meeting of SMSNJ will be a virtual meeting. The meeting will be;

February, 23, 2021 at 7:00 PM (1900).

SATURDAY WORKSHOPS & TECH SESSIONS

Tech Session for February is, "The model collection at the Hudson River Maritime Museum"

Future workshops are on hold due to the pandemic.

Please watch your email for updates as they be-

Meeting Report: The virtual meeting was called to order by President Bill Brown at 1900 on Tuesday, January 26, 2021. There were seventeen members and fourteen guests. Welcome to you all.

Three of the guests have been to at least three meetings and have been proposed for membership. They are Joe Lorenzo, Dr. Carla Lesh, and Mark Peckham. There was a motion made (Mort), seconded (Eric), and the vote carried unanimously. Welcome to our three new members.

The Treasurer reported on transactions for the month and the balance in the SMSNJ bank account.

Barry mentioned that it is Doc Fletcher's anniversary as a Surgeon. This is his forty-seventh year.

Guest Kevin Kenny showed us his new workbench. It has two decks that he is working on. He figures that it will be a few more weeks work.

New Member, Mark Peckham likes to carve on the beach. His museum ran program on the Charles W Morgan that inspired him to complete his model of the Morgan. It is scratch built with a one piece poplar hull, pine boats and birch spars.


Guest, Felipe Trucco, gave us a tour of his basement workshop. His most recently completed ship is a model of the Royal Caroline. It is a beautiful job, and it only took him a year to build. It is from the PanArt Mantua kit. Felipe noted that the instructions were decent but they did require some interpretation. He upgraded all of the blocks and rigging line with those from Syren. He also showed earlier projects the Rattlesnake and Half Mon. Beautiful work. Doc Fletcher suggested that he needed to get the models in cases. Felipe has three cats and one of them knocked over his model of Prince de Neufchatel. His current project is the Scottish Maid,

John Marinovich was given a partially completed model of British Colonial Schooner, Halifax 1774 that was started by deceased member Henry Barbrack son, Hank. This is the last model that Henry was working on. The hull is planked and there are completed boats as well. John is offering it to anyone in SMSNJ. Any SMSNJ member who is interested can send a model directly to John or contact Bill Brown.

The meeting adjourned at 2030.

February Tech Session: The Tech Session will be an overview of the model collection at the Hudson River Maritime Museum. It will go over models in several categories including scale antique models, professional scale models, folk models, toys and pond models, miniatures including those by Franklin Roberts of New Jersey.

OLD BUSINESS



Northeast Joint Clubs

It is official; the Northeast Joint Clubs meeting will be Saturday, October 2, 2021 - 9:00 AM to 3:00 PM Port'n'Starbord Convention Center Ocean Beach Park, New London, Connecticut

NEW BUSINESS



Pennsville Farm Show

Tom has been contacted by Dot Mason and informed that the Pennsville farm show on the banks of the Delaware is scheduled for Saturday June 5. Again this is all pending at this time. SMSNJ has been doing this with PSMS for several years. It was cancelled in 2020 due to Covid.

Meetings in Person Status

Bill has been in contact with the Roseland Library Director. She is hopeful that we can resume meeting there in June or July 2021. They can't wait to see us again but this will all depend on NJ State guidelines and the state on vaccinations.

Modelcon 2021

Josh Fichman has been working with the management from Battleship New Jersey. They are very eager to host us for Modelcon. As you will recall, originally we were going to be there in August 2020. That was cancelled due to the pandemic.

Josh is pleased to report that there will be an exhibit on USS New Jersey on August 7, 2021. This show is with the Philadelphia Ship Model Society. We all will be setting up in one of three areas on the ship; the Wardroom, the Admirals Quarters, or on the open fantail on the stern in a tent. They will also be giving us complimentary tours, some to areas that are not on the regular tours as well as lunch in the mess hall. The show will be at 10 to 3. We will be able to drive up to the battleship and unload at an elevator. Vendors are welcome. This will be a great day.

Call for Nominations

Bill Brown will reach the end of his term as President in June. He can run one more time. Anyone wishing to run for President should let it be known to the Secretary by the April meeting.

BOOKS AND PUBS



There were no Books or Publications this meeting.

THE NAUTICAL RESEARCH GUILD

"ADVANCING SHIP MODELING THROUGH RESEARCH"

Annual membership includes our world-renowned quarterly magazine, Nautical Research Journal, which features photographs and articles on ship model building, naval architecture, merchant and naval ship construction, maritime trade, nautical and maritime history, nautical archaeology and maritime art.

Other benefits include discounts on annual conferences, ship modeling seminars, NRG products and juried model competitions which are offered exclusively to Guild members. We hope you will consider joining our ongoing celebration of model ships and maritime history.



For more information contact us at: www.thenrg.org or call 585 968 8111

Nautical Research Guild (NRG) Chartered Chapter

The NRG has instituted Chartered Chapters for local clubs. The Ship Model Society of New Jersey is now a Chapter of the Nautical research Guild. As a Charter Club, we will have a page on the NRG Website. We will be putting several pictures on that page. These pictures must be clear, sharp and with an uncluttered background. Please contact Tom Ruggiero if you are interested. There is a limit as to how many photos can be on the SMSNJ page on the NRG website.

SMSNJ Members on Model Ship World

Model Ship World (MSW) continues to grow. Several of our SMSNJ members have build logs on MSW. This is an excellent way to view the details of their current builds. Come members with build logs are Ken Whitehead, Ryland Craze, Eric Marshall, Mike Rogers, and Bill Brown. Go and take a look.

Tech Session

"Jahn's Hobby Shop"

Tonight's presentation was given by Fred Hutchinson of Jan's Hobby Shop. 1435 Lexington Avenue (94th street), New York, New York 10128 and it is strictly a brick and mortar operation (no website). Their phone number is (212) 987-4765. They have been in business in 50 years. The shop is run by he and his mother, Collette. He has enjoyed every moment in the shop. Open 10 to 6:30 Monday through Saturday and 12 to 5 on Sunday. There is an extensive stock of paints, glues and other finishing supplies. They also carry an extensive supply of plastic and wood stock.

He built a Ticonderoga Class Cruiser in 1:96, with George W. Bush and Laura Bush. There is a fully operational Type VII-C U-Boat in 1:72. There is a model of the Weeks Marine Floating Crane that was used to retrieve the US Air plane that Sully Sullenberger landed in the Hudson River. A scratch built Gato Class submarine in 1:48. He also has built several seaplanes, all scratch built. His best piece is the Blum Vos 238. Only three were built and it had retractable floats in the wings. As with all his models, scratch built. He is planning on making videos of his modeling techniques and, even when he retires, continue to be an avid model builder. He is also going to make a DVD of his aircraft collections.

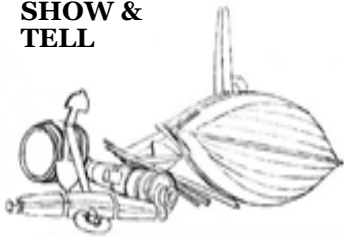
Online, if you Google Jan's Hobby Shop, you will be able to read an excellent article by Corey Kilgannon in the NY Times, written on May 27, 2016. The article describes the shop very well, but also talks about Fred's mother Collette who is an artist and opens the shop every morning.

From NYMag.com:

"At Jan's in Yorkville, kit packages and fittings for miniature model boats, pocket-size planes, small soldiers, and the like are stacked floor-to-ceiling, waiting for the next pair of hands to come along and bring them to small-scale life. Manager Fred Hutchins's own obsession started at the age of 5 with plastic kits from Woolworth's. By the time he was a teenager, he noticed a for sale sign in a York Avenue hobby-shop window and persuaded his folks to buy the store. That was 1973. Today, the shop, which moved in 2003 to a bigger space on Lexington Avenue, attracts hobbyists and parents eager to tear their children away from the television. Many even arrange with Hutchins to have model-building birthday parties for up to 10 kids in the store's dusty dungeon (his only rule: no food). Hutchins and his mom, Collette, are happy to share their architectural secrets. Or catch him on alternate Sunday mornings and some week days at the 72nd Street Model Boat Pond in Central Park, where he sails his remote-control ships for all to see."

Thank you Fred for your presentation.

**SHOW &
TELL**



Kayak in a Cruet, Alaska, 1950?, Small Scale

- Steve Fletcher

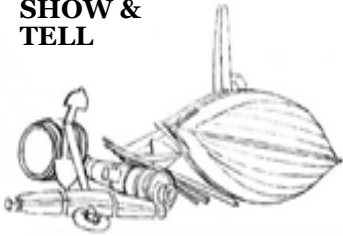
Steve Fletcher has completed his Kyak in a olive oil cruet.

He has carved a whale's tail to be placed in a diving position as part of the scene. The bottle is an olive oil container which needs some more work. Steve also restored a Chinese Junk that his father had brought home. Great looking work, Steve.

Editor's Note: Steve brought these in last month, but I forgot to add them to the last Broadaxe. My apologies for the mix up.



SHOW & TELL



Chinese Junk

- Steve Fletcher

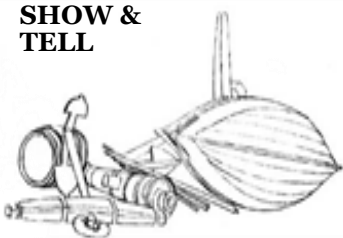
This is a Chinese Junk that Steve's father brought back from the Orient.. When Steve got it it was missing the fore and mizzen mast. Steve rebuilt both masts. The sails are made from his mother-in-law's Irish Linen napkins and he gave it a good cleaning. It is a folk model but it is a very neat looking piece. Lots of great memories, I'm sure.

Editor's Note: Steve brought these in last month, but I forgot to add them to the last Broadaxe. My apologies for the mix up.



The Broadaxe

SHOW & TELL



Kate Cory, Whaler, 1806, 1:64 Scale

- Rich Verost

This is Rich's first completed ship.

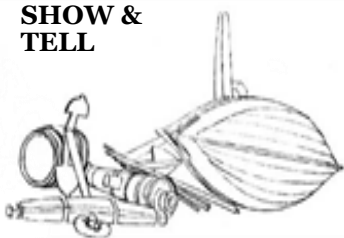
Originally built as a fore and aft schooner, she made two voyages. She was converted to a brig in 1858 and retained this rig until 1863, when she was captured and burned by the CSS Alabama off the coast of Buenos Aires. A few odd notes about her.

Her royal sail and yard were removed when hunting whales, since the fore crosstree was used as a lookout. The royal yard was used only on trips to and from the fishing grounds.

Her whaleboats did not have center boards. Ronnberg makes this point clear in the plans and the rigging spec booklet.



SHOW & TELL



Kate Cory, Whaler, 1806, 1:64 Scale cont'd

- Rich Verost

3. She didn't use iron hoops for the lookouts. There was merely a rope used for a handrail lashed from the upper shrouds and around the mast.

The model was started back in 1989. A vintage Model Shipways kit. Rich completed the hull's topsides, bulwarks and deck planking when the model went into deep storage until late 2016 after his children had grown and he found myself with some free time. Almost a year was taken away from it while he built Chuck's Medway longboat, and completed the Kate Cory Jan, 2021. The case was purchased from a web site called


grandpascabinets.com. Nothing fancy, but he will make a case to any specs, ships with the plexiglass, and assembles real easy. I thought the price was fairly reasonable considering what I've seen for some cases that ship minus glass or plexiglass. He also has great one on one customer service with fast replies to answer any questions or concerns. I ordered and had my case in 3 weeks. end is close but there's still a lot of things that need



The

Broadaxe

SHOW &
TELL



Kingfisher, Bristol Pilot Cutter 1:8

- Michael Mott

Michael is a guest who comes to us by way of Model Ship World (MSW). Tonight he presented his model of this beautiful cutter. It is entirely scratch built and it was started in 2012.

From the build log on MSW; "This pilot cutter is based on some plans that were published by MAP (Model and Allied Press) back in the early 70's and those plans were actually based on the fishing smack CK482. The model is LOD 63 inches, LOA 84 inches, Beam 18 inches Draft 10 1/2 inches. He intends to sail this model.

Michael presented several of the items that he is currently fabricating. The wonderfully incredible thing here is that all of these items function. For example, the binnacle has operating compasses. All of the rigging is functional.

The cabin door has a door knob and latching mechanism that function just like the 1:1 version. This model is astounding! Thank you very much for showing this at our meeting. For more photos (thousands) and information, there is a fully detailed build log on MSW. The build log also shows how the parts were fabricated. You will enjoy it, I'm certain.




SHOW & TELL



21ft English Pinnace, Pinnace, English, 1:48 Scale

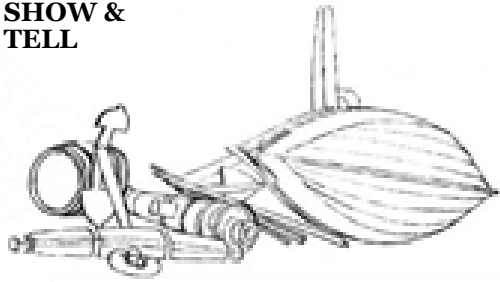
- Eric Marshall

This is Eric's first plank on frame model. The model is an amalgamation based on a number of similar boats found at the National Maritime Museum in Greenwich. For Eric, this is his first stab at planking a hull and thought I would start with a small project before I start my 1:12 'HMS Victory towing the Wasa and the USS Constitution' diorama. :) The learning curve for planking an open boat is very steep. Eric's model is based on the kit designed by Chuck Passaro with a few modifications and enhancements. Eric has a build log ofn MSW with more details about his project. Looking very good Eric.



The Broadaxe

SHOW & TELL



USS Constitution, US, 1787

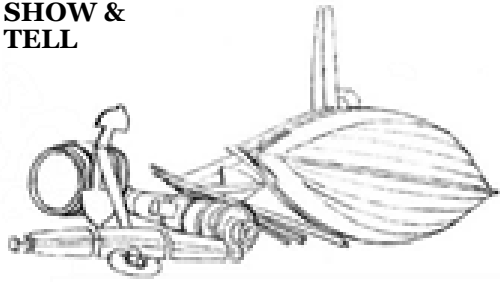
- Mike Ellison

.This model was built by Mike's Father in law's great grandfather, Lenox Stewart Faber 1861-1933). The plans are from 1902, so figure the model was built around then. He lived in East Orange (a local boy!) and evidently built 2 versions of this: one for the US Senate and one for himself. There are no additional details that we know of with regard to the Senate model. This model was built in 1902. He thinks that the rigging is wire but he is afraid to take the case off. He is thinking of framing one of the blueprint sheets - not sure if that's a good idea or not. Curious what others think. A very interesting model Mike.



The Broadaxe

SHOW & TELL



Medway Longboat, English, 1742, 1:24


- Tom Ruggiero

Tom continues to make progress on his current project. He noted that he will not be masting or rigging it since, at 1:24, it is a very large model. However, all the details that would be there for setting up the rig are included. He has installed all of the iron work (fabricated in brass) for the mast, bowsprit, and horse. He also included ring bolts in the bow, stern, and floor boards that would be used to lift the boat and for attachment of the anchoring cable. It is getting close to completion.



The Broadaxe

SHOW &
TELL





HMS Victory, English 1st Rate, Scale
1:72, Modified Caldercraft Kit

(54 x 21 x 37 inches)

- Mort Stoll

Mort has completed the Captains cabin, day cabin,. Dining cabin furniture, next come the bulkheads. He is now working on the Forecastle bulkheads. He will then be moving to the quarterdeck and installing the fabricating and installing the helm and binnacle. Mort is very happy with the kit and that it allows you to add a lot of detail. Beautiful Mort.



The Broadaxe

SHOW &
TELL



HMS Victory, English 1st
Rate, Scale 1:72, Modified
Caldercraft Kit




(54 x 21 x 37 inches)

- Mort Stoll

He still has to build the side serving tables
and the fore and aft bulkheads furniture for
his day cabin - dresser, chest and a desk.

All of the quarterdeck cannons are mount-
ed and rigged.

Very well done, Mort!




The Broadaxe

SHOW & TELL



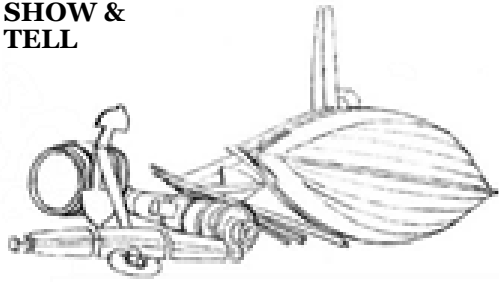
Providence, Colonial Schooner, 1776, 1:48 Scale - Ken Whitehead

Ken. Is working on the stern of the ship. The color of the ship is based on an English report that it was black. However, Ken has found documentation of John Paul Jones scraping the ships bottom and this contemporary painting shows the ships sides as bright.



The Broadaxe

SHOW & TELL

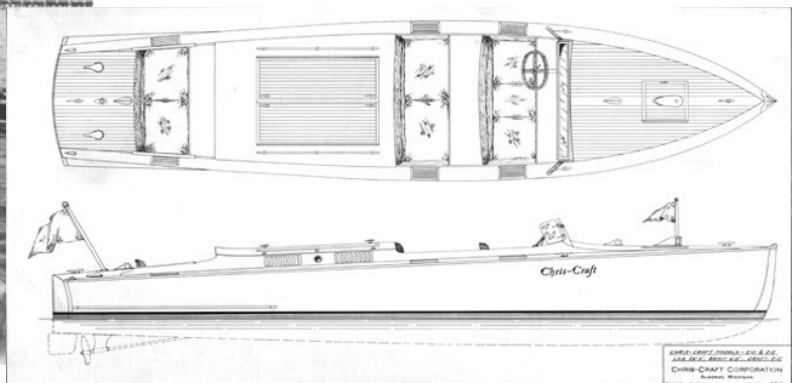


Zip Along 2, Run-about, USA, 1:12

- Bill Brown

As mentioned before, Seaside Heights is building a museum to house their carousel. The asked for a model of this boat to display in the museum. Miss Seaside was a boat that gave speedboat rides to tourists visiting the NJ shore town of Seaside Heights. I was able to get the plans from the Mariners Museum in Newport News Va. She is a 1930 26' Chris Craft Tri-Cabin Run-About. The model will be entirely scratch built.

The plans had to be redrafted for 1/2" lifts which were purchased and cut to plan. The 8 lifts were glued together and then faired with chisel, rasp and finally sander. Bow stem added. Bill commented that using the lift method allows you to have a solid hull relatively quickly. He has planked the poplar hull with cherry veneer that will be stained with mahogany. Shaping up nicely Bill.



The Ship Model Society of New Jersey



The Broadaxe is published monthly by The Ship Model Society of New Jersey (SMSNJ), a nonprofit organization dedicated to teaching and promoting ship modeling and maritime history. Membership dues are

\$25.00 for the first year and \$20.00 per year thereafter.

Visit our Web Site at: <http://www.shipmodelsocietyofnewjersey.org> where a web version of *The Broadaxe* can be found. *The Broadaxe* is distributed each month by email in PDF format.

Regular meetings are held on the fourth Tuesday of every month at 6:45 PM, at the Roseland Free Public Library, 20 Roseland Avenue, Roseland, New Jersey. Guests are always welcome.

Contributions to *The Broadaxe* are always welcome, and SMSNJ members are encouraged to participate. Articles, shop hints and news items may be submitted directly to the Editor as typed manuscript or electronic files, either on discs or by email. Handwritten notes or other materials will be considered depending on the amount of editing and preparation involved.

The Broadaxe is edited by Tom Ruggiero. Your ideas and suggestions are always welcome. Please submit them to Steve Maggipinto at trugs@comcast.net.

If any member would like an email copy of the roster, please drop a note to Tom Ruggiero at the email address listed below. If there is an error in the roster let Tom know and the roster will be amended. Please make sure that your spam filter is not blocking emails from Tom because if it is, you won't get member bulletins. Please keep your contact information up to date. Your email address is particularly important because that is the main avenue of communication for club announcements. In case of emergencies such as last-minute cancellations due to weather, emails will be sent to the members. Direct All Correspondence to Tom Ruggiero.

Club Officers

PRESIDENT:

Bill Brown
28 Betsy Ross Drive
Allentown, NJ 08501 (732) 294-8960
E-mail: wldjbrown@gmail.com

VICE PRESIDENT:

Mason Logie
20 Sylva Lane
Staten Island, NY 10305 (718) 273-1813
E-mail: mlogiejr@aol.com

TREASURER:

Tom Ruggiero
54 Peach Orchard Dr
East Brunswick, NJ 08816 (732) 257-6063

Email: trugs@comcast.net

SECRETARY:

Tom Ruggiero
54 Peach Orchard Dr
East Brunswick, NJ 08816 (732) 257-6063
Email: trugs@comcast.net

WEBSITE CONTACT:

Chuck Passaro
E-mail: cpassaro123@gmail.com