



Volume 40, Number 8

## Newsletter of the Ship Model Society of New Jersey

August 2022

### In This Issue

[Meeting Report](#)  
[Old Business](#)  
[New Business](#)  
[Books and Pubs](#)  
[Tech Session](#)  
[Modelcon 2022](#)  
[USS Constitution](#)  
[Show and Tell](#)  
[Club Information](#)

### Upcoming Events & Tech Sessions

The next meeting is August 23, 7:00 PM (1900) at Roseland Library, Roseland, NJ. The meeting will be; a hybrid meeting. Invites for remote attendees will be emailed.

September Tech Session will, be a presentation the Rhode Island Maritime Museum.

**Meeting Report:** The meeting was opened at 7 PM by our President, Bill Brown. We had twenty three members and two guests attending. Bill welcomed all of the attendees and those that were able to attend in person.

Eli Gindi having attended at least three meetings has applied for membership in SMSNJ. He was unanimously approved as a member. Welcome Eli!

Noting that personal attendance at the meetings has been pretty light, Bill discussed how we might encourage those who can, to come to the Library. It was decided that to encourage personal attendance that the next meeting will be a workshop. Next meeting, bring in your current project. At the meeting, we will all work on our projects. There will be an opportunity for attendees to describe what they are working on and exchange techniques and other attendees.

The meeting adjourned at 2045.

### Dues 2022

#### **About 20 members have still not paid their dues.**

Yearly dues are \$20. If you joined after November 1, 2021 you are covered for this year. Dues may be paid at the June meeting or mailed to the Treasurer. Make checks to "Ship Model Society of New Jersey".

### Workshops

We are pleased to announce that Saturday Workshops are Back!

The next Saturday workshop will likely be in October. Details will be provided by email.

### Next Tech Session

There will be no Tech Session for August as the meeting will be a Workshop. Details will be emailed.

## OLD BUSINESS



No Old Business at this meeting.

## NEW BUSINESS



### SMSNJ Barbeque and Get Together


Save September 24, 2022. We are planning a SMSNJ Gathering. More details to follow.

### Nautical Research Guild Virtual Workshops

Tom Ruggiero is a Director of the NRG. He noted that the NRG has been doing virtual workshops that are free to Members of the NRG. The presentations are generally about one to two hours long. The NRG is reaching out to members of Charter Clubs for those who may have a Technique or Topic to present. If you are interested, contact Tom Ruggiero.

Kurt Van Dahm was at the meeting and he said that there are many topics to present and the NRG can help with setting up the presentation with you.

## BOOKS AND PUBS



Steve was at Portsmouth in 1983 to see HMS Victory. When he was there, he obtained a piece of the original ship. What he didn't know was that some 30 tons of wood, iron, and cooper that had been removed during various restorations was stored in a warehouse. A group, "Victory Limited" in 2000, bought up much of this wood to make sure that they could market items for the bicentennial of the Battle of Trafalgar in 2005. "Victory at Any Price". This publication lists all of the different items that you could get fabricated from the Victory artifacts with some of the proceeds used to continue running of the ship. There was a humidor that was available, but he was able to get. In Victory at any price.

## THE NAUTICAL RESEARCH GUILD

"ADVANCING SHIP MODELING THROUGH RESEARCH"

Annual membership includes our world-renowned quarterly magazine, Nautical Research Journal, which features photographs and articles on ship model building, naval architecture, merchant and naval ship construction, maritime trade, nautical and maritime history, nautical archaeology and maritime art.

Other benefits include discounts on annual conferences, ship modeling seminars, NRG products and juried model competitions which are offered exclusively to Guild members. We hope you will consider joining our ongoing celebration of model ships and maritime history.



For more information contact us at: [www.thenrg.org](http://www.thenrg.org) or call 585 968 8111

**“Water Slide Decals” presented by Mason Loggie**

## **Technical Session**

Tonight, Mason Loggie demonstrated his method for preparing and applying water slide decals. A little different than the usual discussions on this topic, Mason is putting decals on his model of a Baltimore & Ohio Rail Road Barge. The barge is constructed of wood and that involves a different challenge than putting water slide decals on plastic. The key here are products that allow the decal to 'melt' into the surface of the wood to give the painted on appearance and the avoidance of 'silvering' of the clear portions of the decal that can occur if the decal is not completely adhered to the surface. The two products that he uses are Micro Set, and Micro Sol. Both products are by Micro Scale Co, makers of Crystal Clear. Here are descriptions from their website;



Micro Set is a very versatile decal setting solution that does several things to improve application. Micro Set should be applied to the surface of the model where you will be sliding the decal off the paper backing. Micro Set prepares the surface with special wetting agents that cut the oils in new paint and converts the adhesive on the back of the decal to a stronger and longer lasting one. In addition, Micro Set slightly softens the decal film to make it more flexible so that it will conform better to the model's surface. Better adhesion of the decal to the model prevents tiny air bubbles from forming and results in an invisible carrier film for the so-called "painted on look."

Micro Sol setting solution is for the most difficult irregular surfaces to be found on models. It completely softens the decal, allowing it to drape down onto the surface of the model, conforming perfectly to surface irregularities without distortion. The most amazing results in seemingly impossible places are possible because Micro Sol actually makes the decal part of the painted surface. For that reason you should coat Micro Sol on for only a few seconds and then leave it alone. It does the work. Do not touch until the decal has dried, as the decal is very soft at this stage and could be easily damaged. One application is enough in most cases, but if necessary, a second application of Micro Sol can be helpful.



Mason applied very small decals on the deck cargo, as well as larger decals on the side of the deck house. The results are excellent, even more so that the surfaces are wood rather than smooth plastic.

Mason was asked if a gloss surface is necessary to apply the decals. He hasn't had to do that, but Tom noted that he has used a gloss coat just where the decal will be placed and then matte or flat clear coat after the decal is thoroughly dry. The speculation is that these products may avoid having to do that. Thank you, Mason, for this great demonstration.





## Modelcon 2022

**Battleship, USS New Jersey  
August 6, 2022**

It was a great day! There were model builders there from Virginia, Maryland, Delaware, Pennsylvania, New Jersey, New York, and Connecticut. The weather was hot, but a constant wind off the Delaware River made it comfortable. There was a group of pirates singing Sea Chanties, and, of course, a chance to catch up with those that we only see online, and a chance to make new friends. Congratulations to the Philadelphia Ship Model Society, and SMSNJ Member, Josh Fichman for putting on a great exhibit and show. (cont'd)





## Modelcon 2022

**Battleship, USS New Jersey  
August 6, 2022**

By the way, the ship itself is looking great. The teak decks are being replaced and what has been completed looks fantastic! John Bullock, Ryland Craze, along with Greg Harrington and Gene Berger from Hampton Roads SMS, Eric Marshall, Chuck Passaro, Tom Ruggiero as well as Josh participated, Chris Kruse and Mike Ellison came by to see the show. For certain, I will be there next time!





## Modelcon 2022

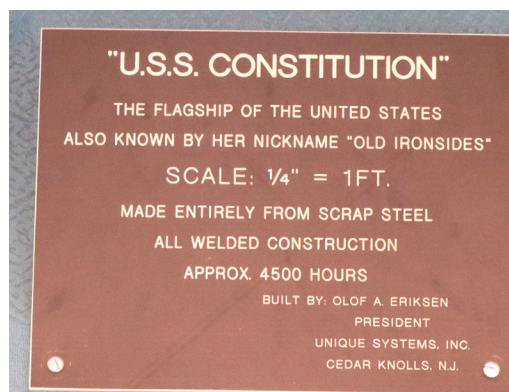

**Battleship, USS New Jersey  
August 6, 2022**






## Steel USS Constitution

Do you recognize this model? It is built entirely of steel. Now do you know? We are all familiar with a 1:24 scale model of USS Constitution, under full sail, that our late SMSNJ member and friend, Ollie Eriksen donated to Liberty Science center. But did you know that Ollie built a 1:48 scale HMS Victory and USS Constitution both completely from steel? Both were on display at his company, Unique Systems. Well, the USS Constitution now graces the entry foyer of the Research Century and Library at Mystic Seaport. Here are a few photos of the model in its new location.



## SHOW & TELL



### America– Yacht

### USA/Italeri Kit

### Scale 1:50?

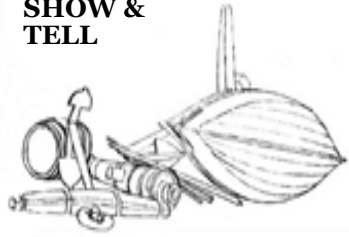
- Bill Brown

Bill has been trending towards restoration work lately. The bottom line is that the room for new models isn't available so restoring other models lets Bill continue with the hobby while keeping the powers that be happy. Tonight, Bill brought in two models that he will be restoring. The first model was brought to his attention by a widow in Camden County. Her husband had worked on this model until a week before he died. She wants the model finished. It is a model is an Italian kit of the America. The sails are what came with the kit, but way out of scale, so he will attempt making them with silk span. Bill says that the work on the hull and deck furniture looks pretty good. He will be completing the rigging using rope from Syren. Bill was asked why he would change the kit sails and go to the first rate rigging rope. He said that it is just something that he wants to do.





## SHOW & TELL



Bluenose II

Canada

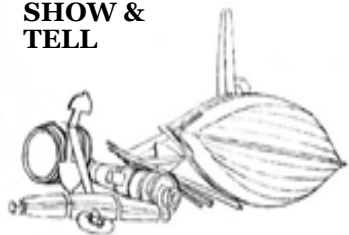
Scale 1:48?

- Bill Brown

A women and her husband are moving into assisted living. The model was built by the women's father some time in the 1940s. Bill not the women know if it was scratch built or from a kit. She thought that it is a model of the Bluenose. She got in touch with the Fisheries Museum in Nova Scotia who did not think that it is the Bluenose, but nevertheless thought that it was worth repairing and advised that she contact a local club. Further, they do not think that it is the Bluenose. What might it be. This model will be cleaned and rerigged and possibly a new case. Doc Fletcher notes that America's cup racers are built solely to race while ships like Bluenose must be in the commercial fishing trade for a least one year before racing.



## SHOW & TELL




### RMS Titanic

British Ocean Liner 1912

Scale 1:350, Minicraft Kit


Tom Ruggiero

Tom brought in his continuing project. He is now adding details to the well decks. There are several items not detailed in the kit. For example, the electric winches don't have the drums. He added these using styrene rod that was turned to show the concavity of the drums. He notes that this particular kit has a good deal of internal detail that could be highlighted if the model is built with internal lighting. Since this is not the case for this model, it will be hidden when the upper decks are installed.



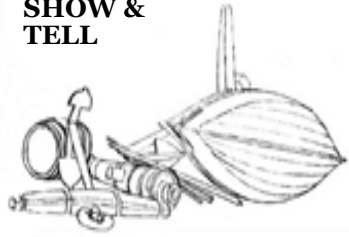
He added photoetched window frames that are secured with Crystal Clear. Although Crystal Clear does add a shin that looks like glass, you really cannot see through it due to the significant meniscus. Although acetate or mica would be see through, the bulkheads are way over thick so to do this right you would need to thin them by at least half their thickness or build them from scratch. He noted that the NRG workshops by Chuck Baur are particular helpful. I note that I am using aftermarket wood decks that are printed. They are very thin but I do conceded that in 1:350 they are probably 4" thick. All of Titanic's decks were

wood. So, even though the aftermarket deck was expensive, the effect is beautiful. So, you must shorten the bulkheads so that the subsequent decks fit. If you are an NRG member, check them out. To be continued.





## SHOW & TELL



Marseille, French

Schooner, 1754

Scale 1:64, Kit


Steve Fletcher

Steve brought in his current project. This particular schooner was used as a gun trainer for officer cadets. That intrigued Steve. He got this kit from Jeff Fugelstad and this kit was produced in 1979. It was armed with twenty four 3 pounder, and two 6 pounders cannons. Steve has completed the hull planking and commented that Jim Roberts' book on planking was very helpful in doing an excellent job on this model being able to do a single planking rather than double planking (no real ship was double planked. John Shedd from the original Model Shipways told me that you double planked because you probably sanded through the first layer ed.). Very good looking Steve.



# *The Broadaxe*



## SHOW & TELL



HMS Victory, English 1st Rate,  
Scale 1:72, Modified Caldercraft Kit  
(54 x 21 x 37 inches)

- Mort Stoll

Mort worked on gammoning the bowsprit and the beginnings of the bobstays and bowsprit shrouds. He is now attaching all of the fore and back stays to the masts.





# The Ship Model Society of New Jersey



*The Broadaxe* is published monthly by The Ship Model Society of New Jersey (SMSNJ), a nonprofit organization dedicated to teaching and promoting ship modeling and maritime history. Membership dues are

\$25.00 for the first year and \$20.00 per year thereafter.

Visit our Web Site at: <http://www.shipmodelsocietyofnewjersey.org> where a web version of *The Broadaxe* can be found. *The Broadaxe* is distributed each month by email in PDF format.

Regular meetings are held on the fourth Tuesday of every month at 6:45 PM, at the Roseland Free Public Library, 20 Roseland Avenue, Roseland, New Jersey. Guests are always welcome.

Contributions to *The Broadaxe* are always welcome, and SMSNJ members are encouraged to participate. Articles, shop hints and news items may be submitted directly to the Editor as typed manuscript or electronic files, either on discs or by email. Handwritten notes or other materials will be considered depending on the amount of editing and preparation involved.

*The Broadaxe* is edited by Tom Ruggiero. Your ideas and suggestions are always welcome. Please submit them to Steve Maggipinto at [trugs@comcast.net](mailto:trugs@comcast.net).

If any member would like an email copy of the roster, please drop a note to Tom Ruggiero at the email address listed below. If there is an error in the roster let Tom know and the roster will be amended. Please make sure that your spam filter is not blocking emails from Tom because if it is, you won't get member bulletins. Please keep your contact information up to date. Your email address is particularly important because that is the main avenue of communication for club announcements. In case of emergencies such as last-minute cancellations due to weather, emails will be sent to the members. Direct All Correspondence to Tom Ruggiero.

## Club Officers

### **PRESIDENT:**

**Bill Brown**  
28 Betsy Ross Drive  
Allentown, NJ 08501 (732) 294-8960  
E-mail: [wldjbrown@gmail.com](mailto:wldjbrown@gmail.com)

### **VICE PRESIDENT:**

**Mason Logie**  
20 Sylva Lane  
Staten Island, NY 10305 (718) 273-1813  
E-mail: [mlogiejr@aol.com](mailto:mlogiejr@aol.com)

### **SECRETARY/TREASURER:**

**Tom Ruggiero**  
54 Peach Orchard Dr  
East Brunswick, NJ 08816 (732) 257-6063  
Email: [trugs@comcast.net](mailto:trugs@comcast.net)

### **WEBSITE CONTACT:**

**Chuck Passaro**  
E-mail: [cpassaro123@gmail.com](mailto:cpassaro123@gmail.com)