

THE BROADAXE

NEWSLETTER
of

THE SHIP MODEL SOCIETY OF NORTHERN NEW JERSEY
Founded in 1981



Volume 21, Number 3

March 2003

MINUTES OF THE REGULAR MEETING February 25, 2003

Former **Secretary Don Otis** substituted for **Tom McGowan** in taking the minutes of the meeting. **Vice President Barry Rudd** was under the weather and unable to attend the meeting.

By 7:00 PM **Jim Caulkins** and **Ken Schuetz** had priced and laid out for display the multitude of tools and ship modeling items remaining from the items donated by the estate of **Jim's** deceased friend. For one hour, forty of our members pored over and purchased most of these bargains, thereby enriching our club treasury by \$467.

President Hegstetter thanked **Jim** for his time-consuming and selfless efforts on the club's behalf. All members responded with a loud round of applause for **Jim Caulkins**.

Our **President** reminded members of model contest sponsored by the International Plastic Modeler's Society at the Wayne, NJ PAL Hall on March 15.

Broadaxe editor **Dave Watkins** has a "mail list" for those members who choose to receive the **Broadaxe** in full color as an e-mail attachment. A sign up sheet for this option will be circulated at future meetings, since distributing the **Broadaxe** by this method saves the club an appreciable sum of money. Ideally, members needed a copy of Microsoft Word or a reader for Word files to view and print the e-mailed file. **Jeff Herne** pointed out that mailing the newsletter in Adobe Acrobat form would result in smaller files and more rapid downloads. It also has the advantage that Adobe Acrobat readers are available for free for both Windows and Macintosh computers. **Dave** agreed and said that he would look into obtaining a copy of the Acrobat program to produce the files. It may have to be purchased.

President Hegstetter mentioned two e-mail communications. The first, an Ohio gentleman seeking a source for plans was referred to **Stan Sinowitz**. The second was from a Staten Island resident inquiring about our club.

NEW BUSINESS

Our ship modeling seminar and show is scheduled for May 24 at the same Teterboro Airport building that we used in October of 2000. The committee needs volunteers to demonstrate modeling skills and techniques. Contact **Ed Hegstetter**. **Jeff Herne** will print posters. He will also arrange for a catering truck to provide refreshments.

The Northeast Ship Model Conference is scheduled for May 3 at a site in New London, CT.

Treasurer Jeff Fugelstad thanked **Jan Leung** for creating our newly printed name tags. These will be ready for our March Meeting.

Jim Caulkins has arranged for **Mike Wall**, the ship model appraiser and gallery owner, to speak at our March meeting concerning the artistic and commercial aspects of ship modeling. **Jim** needs a carousel slide projector for the speaker.

BOOKS AND PUBLICATIONS

Don Otis discussed "Nelson's Ships" by Peter Goodwin (Stackpole Books, 2002). This coffee-table sized, beautifully printed and illustrated volume tells the reader everything he/she ever wanted to know about every ship, including even the most incidental, in Horatio Nelson's life. While the text is often turgid with details, there are many nuggets concerning ship-board life and routine. For the model builder, Goodwin has redrawn the Admiralty

lines drawing for almost every vessel discussed. At only \$39.95 the volume is invaluable.

Don also presented two purchases from the **USS Constitution** Museum Shop: "Old Ironsides" by Thomas Gilman, a discussion of the 200th anniversary reconstruction, and a very entertaining little volume, "When a Loose Cannon Flogs a Dead Horse There Is the Devil to Pay". This latter title is Olivia Isil's often hilarious tracing of the etymology of "Seafaring Words in Everyday Speech". This treasure from International Marine Books is only \$9.95.

SHOW AND TELL

Jeff Herne had three items. First, was a new kit from H.P. Models (Germany) of the **Lutzow** in its 1916 appearance. It is a resin kit with extensive photo etching. Next, **Jeff** discussed photo etching and paints from White Ensign Models (England). For more information log onto **Jeff's** website at <http://www.modelwarships.com>. His last item was a plastic Nichimo kit of the **Kagero**, a Japanese destroyer in 1/16" scale. **Jeff** removed some of the molded details and substituted his own photo-etched parts to the ship in its 1942 configuration.



Jeff Herne's Kagero

Gary Kingzett displayed the deck planking assembly he is preparing for his 1:144 scale **USS New Jersey BB 16**. **Gary** has used Resin Weld to secure the planking to Silkspan. He then sought the club members' suggestions about securing the Silkspan to the plastic sub-deck. The discussion which ensued provided five concrete suggestions:

1. Consult the website <http://www.thisisthat.com>.
2. Test Goodyear Pliobond contact cement, since this glue is used to secure Formica to plywood.

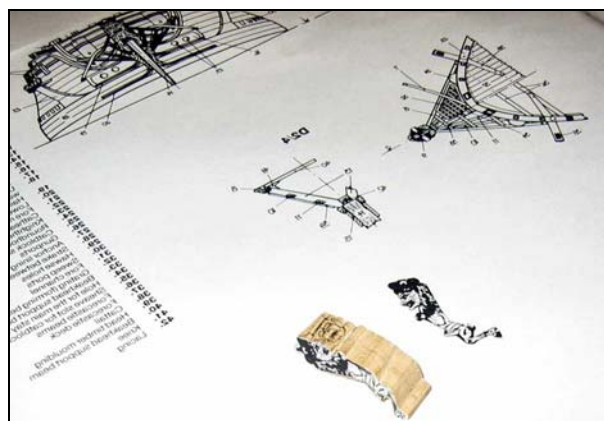
3. Check the manufacturer ChemCorp's new product, a CA-epoxy mixture that the company insists will bond any two dissimilar materials.
4. Test the product RC 56 which is used on model airplane canopies.
5. Use double sided tape.



Gary Kingzett's Planking and Deck Assemblies for the USS New Jersey BB 16

Tom Ruggiero again presented his in-progress **Liverpool**, a sixth rate frigate of 1757. **Tom** discussed the adaptation of Father William Romero's methods for carving a very small but well detailed lion figurehead form boxwood. **Tom** rejected five attempts before creating a keeper. He use a jeweler's saw, his Dremel tool with diamond burrs and a number 11 blade. **Tom** then sought opinions about possibly painting the finished carving.

The following photographs illustrate some of the steps **Tom** followed in carving the figurehead




Pattern Taken from Plans




Pattern Applied to Boxwood Stock



Starboard View of Cutout



Carved Piece Mortised and Slipped onto Working Piece



Final Carving Mounted at Stem

The meeting adjourned at 9:45 PM.

Mark Your Calendar

**May 3, 2003 NE Ship model Conference
New London, CT**

**May 24, 2003 SMSNNJ Show and
Seminar Teterboro Airport, New Jersey**

**October 8-12, 2003 30th Annual Nautical
Research Guild Conference Chicago,
Illinois <http://www.naut-res-guild.org/services/confer.html>**

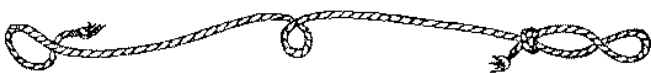


FROM THE EDITOR

We continue to experiment with the distribution of the **Broadaxe**. Last month it was distributed by e-mail to nine members with varying success. One of the problems was the use of the Microsoft Word ".DOC" format. This resulted in a very large file which slowed the download and presented a problem to Macintosh users who cannot readily open and read ".DOC" files. Nonetheless, the experiment was successful enough to convince 18 members to opt for the e-mail version this month.

To alleviate the problems mentioned above, this month I am following **Jeff Herne's** advice to use the Adobe Acrobat ".PDF" file format. Through the good offices of **Al Geigel** I obtained the use of a full-featured version of the Adobe program, and I converted the February edition. The result looked very good on the computer screen, and the file was more than 35% smaller than the ".DOC" file. If you don't have an Adobe Acrobat reader, you can download it for free from their website at: <http://www.adobe.com/products/acrobat/readstep2.html>

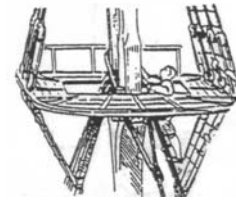
I look forward to hearing from you on how the e-mail distribution goes this time.



The Cape Ann Ship Modeler's Guild February, 2003 newsletter published the following article on making small blocks. I believe that it originally came from the San Diego Ship Modeler's Guild

THRU THE LUBBERS HOLE

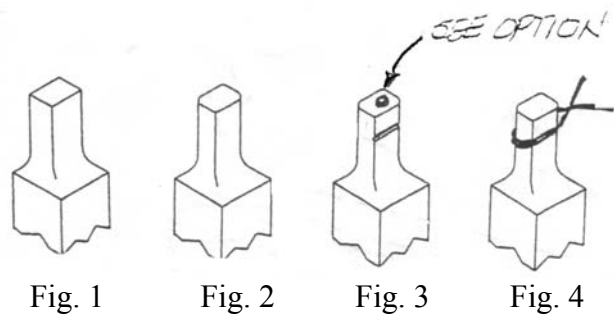
By Robert Hewitt



Making small blocks

First you must determine the size of the blocks that you need. The plans may not have this information, so you may need to use a number of different references. These can be photos, books, or an actual ship of the same vintage. The anatomy series of books has a fair amount of detail on blocks, the best being the H.M.S. VICTORY with all of the blocks shown and dimensioned.

The blocks I will use as an example are 9.6" long x 4.8" wide. In my scale of 1"=20 ft. that is .04" x .02". Select a piece of pear that is 1/16" square by 2 or 3 inches long.



Carve out the width and length from two sides only and about 3/8" long as in Figure 1. Round off the edges by scraping or sanding as in Figure 2. Notch one side on the long axis as shown in Figure 3. Wrap a one inch length of blackened copper wire around the piece forming it into the groove, and then cross the ends over each other. I use 38 gauge .0035 diameter wire. See Figure 4.

Grab the two ends of the wire with the thumb and forefinger as close to the wood as possible as illustrated in Figure 5.

Rotate the stick with your other hand about five or ten times. Cut the ends of the block off above and below the wire as in shown in Figure 6. Painted wire is then glued to the wood block. See Figure 7.

Fig. 6

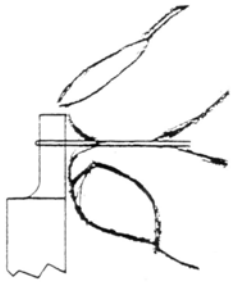



Fig. 5

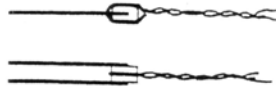


Fig. 7

Another option is to drill a hole in the block at Figure 3, and then thread wire or line thru instead of gluing as in Figure 7

SAN DIEGO MODELER'S GUILD

The '**BROADAXE**' is published monthly by The Ship Model Society of Northern New Jersey, a nonprofit organization dedicated to teaching and promoting ship modeling and maritime history. Membership dues are \$20.00 for the first year and \$15.00 per year thereafter.

Visit our Web Site at:

<http://www.njshipmodelsociety.org>

where an Internet version of the **BROADAXE** can be found.

Regular meetings are held on the fourth Tuesday of every month at 7:30 P.M, at the Millburn Free Public Library, 200 Glen Avenue, Millburn, New Jersey. Guests are always welcome.

Contributions to the **BROADAXE** are always welcome, and SMSNNJ members are encouraged to participate. Articles, shop hints and news items may be submitted directly to The Editor as typed manuscript, electronic files, or on 3.5" floppy discs. Handwritten notes or other materials will be considered depending on the amount of editing and preparation involved.

Direct All Correspondence To:

BROADAXE EDITOR

David C. Watkins, 4 Knollwood Ave, Madison, NJ 07940
E-mail: david.watkins19@verizon.net

OFFICERS

PRESIDENT:

Ed Hegstetter, 79 Cypress Point Lane, Jackson, NJ 08527
(732) 928-1140 E-mail: jeheg@optonline.net

VICE PRESIDENT:

Barry Rudd, 1600 Well Drive, Fair Lawn, NJ 07410
(201) 791-1431 E-mail: metrolimo@aol.com

TREASURER:

Jeffrey Fugelstad, 3 Rensselaer Road, Essex Fells, NJ 07021
(973) 228-3230 E-mail: boatworks1@worldnet.att.net

SECRETARY:

Thomas McGowan, 36 Clover Hill Lane, Colts Neck, NJ 07722
(732) 946-8322 E-mail: jmcgcla@aol.com

WEBMASTER:

Dave Watkins, E-mail: david.watkins19@verizon.net

THE BROADAXE

NEWSLETTER
of
THE SHIP MODEL SOCIETY OF NORTHERN NEW JERSEY
Founded in 1981

Volume 21, Number 23

March 2003

Newsletter Editor:
David Watkins
4 Knollwood Ave.
Madison, NJ 07940



NEXT MEETING:

**March 25, 2003
7:30 PM**

**MILLBURN
PUBLIC
LIBRARY**

**Michael Wall
Ship Model
Appraiser and
Gallery Owner**

**Commercial Aspects
of Ship Modeling**