



THE BROADAXE

NEWSLETTER
of
THE SHIP MODEL SOCIETY OF NEW JERSEY
Founded in 1981



Volume 27, Number 4

April, 2009

MINUTES OF THE REGULAR MEETING March 24, 2009

The meeting was called to order by President **Bob Fivehouse** at 7:35 PM with 30 members in attendance. We had no visitors this evening.

Comments, questions and or corrections to the March issue of the Broadaxe were requested. There were two date corrections that were pointed out. The model drop off dates for the Parsippany Library Show are Saturday, May 2nd from 9 AM to 5 PM and Sunday, May 3rd from 1 PM to 5 PM. They were incorrectly stated as May 3rd and 4th. The Woods Hole Model Boat Show Festival is to be held on April 18th and 19th as opposed to the 19th as reflected in "Mark Your Calendars" There being no other corrections, the March 2009 issue of the Broadaxe was accepted into the minutes.

Al Geigel presented his Treasurer's Report to the members. There being no discussion or comments on the report, the Treasurer's Report was accepted into the minutes.

Tom Ruggiero reported that he has 35 Club Hats remaining. If you have not yet purchased a hat and are planning to do so, you should contact Tom so that he can reserve one for you.

Bob Fivehouse reminded the members that there was only one week left to register for the Joint Clubs Show in New London. A show of hands indicated that about 10 members have already registered and will be attending the Show. The members then agreed to purchase a \$50 gift certificate from Micro Mark for the Club's donation to the raffle items to be given at the Show. Bob also asked for a volunteer to present a Tech Session at the Show.

Jeff Fuglestad kindly volunteered to discuss case building techniques at the Show. Thank you, Jeff, for stepping up and volunteering to present a tech session!

The Club received an e-mail from Jen Connic regarding the local website, The Millburn Patch. They would like to include information on our organization and Jen has been invited to attend one of our meetings to gain first hand information about us.

Henry Schaefer informed the members that we are confirmed for a model display at the Ocean County Library in Toms River for the month of September. A large study room on the second floor has been reserved for the display. The drop off date will be set for the end of August. More specific information will be provided at a later date.

Gary Kingzett informed us that he was told by **Dan Pariser** that there will be no South Street Seaport Model Show this year. Due to the downturn in the economy, the Seaport was unable to obtain a sponsor for the show. The Club then thanked Gary for all of his work in making the Belskie Musuem display a success.

There was further discussion regarding the Club's desire to sponsor an annual award in Jim Robert's name at future Joint Clubs Shows. Marilyn Roberts was contacted and she feels it is a wonderful idea. It was further decided that we would obtain a large plaque which would have the names of all annual winners of the Award which we would keep at the Millburn Library and a smaller plaque to be awarded individually. **Barry Rudd** was asked if he could bring some form of mock up of the award to the Show on April 25th to illustrate to the other Clubs the type of award we would like to present each year.

In connection with this year's show, **Gary Kingzett** was contacted by Harold Lincoln of the club hosting this years Show. They wanted to know if the New Jersey Club wanted a table at the show to sell items. There was discussion regarding last year's decision not to sell items at the Show which involved possible sales tax issues. Gary said that his company is registered to collect sales tax in Connecticut and if the issue came up, he would use his company's registration number and remit sales tax if necessary. It was also decided that any items sold would be for the Club only. Gary was then directed to contact the host club and inform them that we would like a sales table at the Show.

Ed Hegstetter mentioned that he knows a fellow who lives in Brick that is a diver and has dived on a sunken U-Boat off the Jersey shore. Ed thought he would be a good speaker at a future meeting and the members agreed and asked Ed to get in touch with him.





BOOKS & PUBLICATIONS

Don Otis brought in “The Power and the Glory: The Sculptures of the *WASA*” by Hans Soop. The book is available from the *Wasa* Museum on line. Don brought the book in for Ernie Connor who is building the Pan Art 1:60 scale kit of the ship. Soop’s book is a scholarly work about every wood carving on the ship, including what the microscopic examination has revealed about the painting of the ship and its sculptures.



SHOW AND TELL

Ossie Thalmann brought in a model of a 37 MM AA gun which was mounted on a U.S. PT Boat. He constructed the model based entirely on a photo he had of the gun. Ossie built it “by eye” as he had no dimensions or drawings to work from so he is not sure what the actual scale of the model is. The gunner’s cranks are functional and will elevate and traverse the gun. He also turned the brass shells on his lathe.






Henry Schaefer’s latest project was yet another paper ship model that he used as a guide to build his solid wood model. The ship is the German fleet oiler and supply ship *Altmark* built in 1939. The *Altmark* was the supply ship for the German pocket battleship *Graf Spee* while it was in the South Atlantic. The *Altmark* managed to evade the Royal Navy but did run aground in Norway. Henry said the ship could do 20 knots, which is quite fast for a tanker due to her very fine lines at the bow and stern. The scale is 1:250. Henry photo copies the sheets containing the bulk heads and uses these as his templates for carving the hull which is made of 2 pieces of 5/4 pine. Henry does assemble the paper model to give him a clear picture of the ship’s layout. The deck house structures must be exactly the same size as the paper model, otherwise the photo-etch parts will not fit properly.



Len Schwalm showed us a very nice diorama he made of a World War II Japanese Kawanishi H6K5 "Mavis" flying boat about to be beached late in the war in the Pacific. The model is a plastic Trumpeter kit in 1:144 scale.



Allan Yedlinski brought in 3 of 5 ship's boats he is constructing for his 36 gun frigate. The boats are scratch built using plank on frame lap strake construction. He brought in a 30' launch, a 28' pinnace and a 25' cutter. A plug is used to construct each boat. Allan used holly for the frames and Costello boxwood from South America for the other components.



Bob Fivehouse showed us his completed model of *Cape Town Castle* built in 1938 for the Union Castle Line. Bob noted that the hull is painted a lavender gray color. Bob demonstrated how he constructed the individually planked decks and ocean surface on the base in previous tech sessions. He also briefly explained how he constructed the glass case to protect the model.



Mason Logie brought in the first wooden model he made, the Model Shipways tug *Taurus*. Mason will be using this model in conjunction with the barge scow he has previously shown us in a diorama he is constructing of a New York harbor scene. Mason asked for some ideas on replacing the bow fender and Steve Fletcher told him that a piece of black Turkish towel makes an excellent fender in that scale.



TECH SESSION

The topic for this evening's Tech Session was **Constructing a Model Case** presented by Jeff Fuglestad. Jeff brought in some examples of his model cases to illustrate his construction techniques. Jeff listed the tools he uses which include a band saw, table saw, biscuit joiner and disk sander. Jeff uses Honduran Mahogany for his cases as it is less brutal on saw blades than Philippine Mahogany. He also uses solid core $\frac{3}{4}$ " mahogany plywood for the base. He cuts the plywood base to size and then frames it with solid mahogany strips attached to the base with biscuits. Someone asked how he cuts the miters in the edge frame pieces. Jeff explained that he cuts a rough 45° angle on his band saw, then cleans it up on his 9" disk sander. To have really tight and clean miter joints, Jeff tilts the disk sander base ever so slightly downward so that the surface of the miter edge is not a perfect 90° to the bottom and top surfaces of the wood. Once the frame is attached to the base and clamped, no gaps will appear along the miter joint on the top of the frame. After the base has been assembled, Jeff will then run a router with an appropriate shaped bit along all of the edges of the frame. Doing this edge shaping after assembly eliminates the problem of edge surfaces not completely lining up after gluing up the frame. On larger cases, Jeff will cut framing strips with a $\frac{1}{8}$ " dado cut into them to receive the glass. These strips will then be glued and nailed to the base and top. The 4 vertical corners of the case are attached to the base and top with #10 2" brass screws. Always drill pilot holes for the screws and Jeff also will first screw in a standard #10 wood screw into the pilot hole before the brass screw to avoid stripping or marring the brass screw head. Jeff also recommends using tempered or shatter proof glass for your case.

Thanks, Jeff, for a great tech session!

Upcoming Meeting Topics

April 28, 2009 – BRING A MODEL NIGHT

May 26, 2009 – Michael Storch will explain how to properly sharpen your chisels

June 23, 2009 – Capt. Nick Starace will discuss resin casting techniques he used on his static model of the USS *New Jersey*

MARK YOUR CALENDARS

April 18 & 19, 2009 – Woods Hole Model Boat Show Festival

April 25, 2009 – Northeast Ship Model Conference - New London, CT- 8:15 AM to 3:00 PM

May 2 & 3, 2009 – Model drop off at Parsippany Library

September 2009 - Model display at Ocean County Library, Toms River, NJ



FROM THE EDITOR

I have just a couple of reminders – the supply of Club hats is getting low. If you want a hat, please make sure to contact Tom Ruggiero so he can set aside a cap for you. The Parsippany Library model drop off will be the weekend immediately following our April meeting. If you haven't already, please let Ossie Thalmann know what you intend to bring, and if you have any tables that you can leave at the library to display your models, please bring them as well.

Mike Gutsick

The '**BROADAXE**' is published monthly by The Ship Model Society of New Jersey, a nonprofit organization dedicated to teaching and promoting ship modeling and maritime history. Membership dues are \$30.00 for the first year and \$25.00 per year thereafter

Visit our Web Site at: <http://www.njshipmodelsociety.org> where a Web version of the **BROADAXE** can be found. The **BROADAXE** is distributed by both US mail and e-mail in PDF format.

Regular meetings are held on the **FOURTH Tuesday** of every month at 7:30 P.M, at the Millburn Free Public Library, 200 Glen Avenue, Millburn, New Jersey.

Guests are always welcome.

Contributions to the **BROADAXE** are always welcome, and SMSNJ members are encouraged to participate. Articles, shop hints and news items may be submitted directly to The Editor as typed manuscript or electronic files, either on discs or by e-mail. Handwritten notes or other materials will be considered depending on the amount of editing and preparation involved.

Direct All Correspondence To:

BROADAXE EDITOR

Michael Gutsick, 34 Junard Drive, Morristown, NJ 07960
(973) 206-1004 E-mail: mikegutsick@optonline.net

OFFICERS

PRESIDENT:

Robert Fivehouse, 53 Ironia Road, Randolph, NJ 07869
(973) 927-3426 E-mail: Fivehouse@verizon.net

VICE PRESIDENT:

Thomas McGowan, 36 Clover Hill Lane, Colts Neck, NJ 07722
(732) 946-8322 E-mail: jmcgcla@optimum.net

TREASURER:

Al Geigel, 453 Second Street, Dunellen, NJ 08812
(732) 529-5147 E-mail: algeigel@optonline.net

SECRETARY:

Michael Gutsick, 34 Junard Drive, Morristown, NJ 07960
(973) 206-1004 E-mail: mikegutsick@optonline.net

WEBMASTER:

Michael Storch E-mail: whynot3d@earthlink.net

Altmark aground in Jösen Fjord



THE BROADAXE


NEWSLETTER
of
THE SHIP MODEL SOCIETY OF NEW JERSEY

Founded in 1981

Volume 27, Number 4

April 2009

Newsletter Editor:
Michael Gutsick
34 Junard Drive
Morristown, NJ 07960



NEXT MEETING:

April 28, 2009

7:30 PM

MILLBURN PUBLIC
LIBRARY

Tech Session

**Bring a Model
Night**