

# THE BROADAXE

NEWSLETTER  
of  
THE SHIP MODEL SOCIETY OF NORTHERN NEW JERSEY  
*Founded in 1981*



Volume 24, Number 11

November, 2006

## MINUTES OF THE REGULAR MEETING October 24, 2006

The meeting was called to order at 7:35 PM by President **Jeff Fuglestad**. In attendance were 22 members and 3 guests. Attending his first meeting was **Arthur Mierisch, John** and **Jack Pignatello** were attending their third meeting and upon motion made, seconded and heartily approved, were voted in as our newest members.

Comments or corrections to the October 2006 Broadaxe were requested. There being none, the October 2006 issue of the Broadaxe was accepted into the minutes.

Treasurer **Ken Schuetz** presented his report to the members and reminded us that a portion of the fund balance continues to be set aside for our future hosting of the NRG Conference.

### OLD BUSINESS

**Jeff Fuglestad** asked for comments from the members regarding the purchase of baseball caps with the club logo embroidered or printed on them. After some discussion regarding costs, quantities and design, **Jack Pignatello** volunteered to investigate available options for obtaining "club hats" and will report back to the members on his findings.

**Ed Hegstetter** updated the members on the recent NRG Conference in San Diego. Although unable to attend the meeting, **Al Geigel** who, along with **Dan Pariser**, attended the Conference, provided Ed with their comments. The tours of the historic ships in the Harbor were excellent and the tech sessions were good. Unfortunately, they were timed so closely together that you could not attend both for their full duration. The Conference was also situated in 3 separate locations with the vendor displays separate from the tech sessions. Al and Dan's feeling was that previous Conferences were better organized.

Although the date of November 18<sup>th</sup> had been set for the open house of **Tom McGowan's** work shop, no times had been set up. We have now remedied that and agreed upon the work shop open house to run from 10 AM to Noon on November 18<sup>th</sup>. Please contact Tom directly if you plan on dropping by so he can have enough coffee and donuts on hand. Tom can be reached via email at [jmcgcla@aol.com](mailto:jmcgcla@aol.com). His home phone is listed in the roster should you prefer to call. Feel free to contact Mike Gutsick if you need Tom's phone number. Mike's contact information is listed in the Broadaxe.

### NEW BUSINESS

**Jeff Fuglestad** commented on a practicum available from Seaways Publications related to the recent articles on scratch building the *Lexington* included in "Ships in Scale" magazine. A CD is available which explains in detail how to build this Revolutionary War vessel.

**Larry Friedlander** offered a similar source for additional practicums available at [www.lauckstreetshipyard.com](http://www.lauckstreetshipyard.com). Several levels of experience are available from beginner to advanced and offer step by step instructions in model construction with the specific models geared to each experience level.

**Ed Hegstetter** brought up his recent trip to Washington, DC and Annapolis. Ed went to the Air and Space Museum Annex located by Dulles Airport which is absolutely fantastic. As someone who has gone there twice, your editor can vouch for its outstanding displays of aircraft along with an IMAX theater and a mock up of an air traffic control tower. Ed also recounted his trip to the U.S. Naval Academy where he got a private tour of Preble Hall by Grant Walker. The Naval Academy's collection of Admiralty Models and other ship models is outstanding. Ed asked if the members thought it might be a good idea to organize a bus trip for an overnight stay to see the Air and Space Museum and a tour of the Naval Academy. The response was immediate and we could well charter a bus for the trip. Ed will follow up with Mr. Walker at the Naval Academy while Michael Storch will investigate bus charters. The trip is tentatively scheduled for April or May, keeping in mind that the North East Joint Conference will be held in late April. The two day trip would cover a Friday and Saturday.

**Ozzie Thalmann** reported that the Parsippany Library has not made a determination to hold the model display as yet. Ozzie said he will meet with one of the librarians soon to see if they can move the process along as the initial indication was for a display in January 2007, running for a couple of months. Ozzie will provide an update at the November meeting. (*The library has approved a display for January and February 2007. If you have models, preferable cased, that you would like to display, please let us know at the November meeting. If you won't be attending but would like to display at the library, please contact either Mike Gutsick or Jeff Fuglestad and let us know what you are willing to have displayed – Editor*)

**Michael Storch** brought in some tool cleaning supplies that he recommends for cleaning up and inhibiting the formation of rust and oxidation on your expensive modeling tools. Information and sources for these products can be found in *Soundings from D Deck*.



## SHOW AND TELL

**Ozzie Thalmann** brought in his prototype of the working periscope mechanism he will be installing on his U-505 which will allow him to raise and lower the periscope on the model. Ozzie utilized parts from an auto antenna mechanism and a 12 volt lazy Susan motor to power his apparatus, along with clock gears and other spare parts he had around. Ozzie designed the mechanism, forming and soldering the brass case holding the mechanical parts.




**Ken Schuetz** brought in his fine water line model of the yacht *Principia*, built in 1928. Ken's model is scratch built having a solid wood hull. Ken used styrene over wood framing for much of the superstructure. The *Principia* is in a scale of  $\frac{1}{4}''=1'$ .








**Ed Hegstetter** showed his scratch built model of *Sir Edward Hawke* which is in 1/8"=1' scale. Ed used the plans and frames drawings found in "Ship Modeler's Shop Notes" published by the Nautical Research Guild in the article Plank-On-Frame Technique by Harold M. Hahn. Ed will be working on the rigging next and perhaps remaking the swivel canons which Ed felt were out of scale. When asked about the railings and wales, Ed explained that they were of Ebony, an extremely difficult wood to work with.



**Allan Yedlinsky** had his scratch built 64 gun British Warship *Inflexible*, built in 1779. Allan spent over 1200 hours on his plank on frame model. He used three woods in its construction; box wood, pear and holly. Allan turned all of his cannons from brass rod. He also learned how to photo-etch which he used to make the hinges for the gun port hatches. When asked about his carvings, Allan explained that he generally uses the technique taught by William J. Romero and he uses a Dremel with a flexible shaft and several sizes of carving burrs. The grooving on the head rails was produced by scraping with a tool he made himself.



**Henry Schaefer** showed us his next project under way, a U.S. Navy YMS Minesweeper built in 1944. The hull is fiberglass which Henry has planked with wood strips as these vessels were wood planked. The model is in 1/8"=1' scale. Henry obtained his hull from PAM Marine in England. Unfortunately, the hull was damaged in shipment which required Henry to do some repairs before he could start construction. Henry explained that he had served on a similar minesweeper during the war and said he was glad he worked in the engine room because the deck crew worked their tails off! He also said that it was so noisy that he had to wear ear plugs while in the engine room otherwise he couldn't hear for a couple of hours after he got off the boat. Thanks for all of the background, Henry, we really appreciate it!



**Tony Alworth** had his nearly completed Cape Cod Cat Boat which is now mounted on a base which Tony has covered with sand from the Outer Bar in Cape Cod. All that remains are the sails.



**Bob Fivehouse** brought in his work in progress of the SS *Lusitania*, the British Ocean Liner built in 1907 and famous for being torpedoed by a German U-Boat in 1915. The model is a scratch built waterline solid hull model in a scale of 1"=32'. The *Lusitania* was the first express steamer with turbine engines and was the largest ship in the world at that time.










**Larry Friedlander** had his work in progress of *Rattlesnake* on hand. Larry added a bulkhead between the Captain's quarters and the gun deck. Larry also showed us samples of boxwood and Peroba Rosa (Brazilian softwood with a reddish coloration). Larry plans on using the Peroba Rosa for the gun carriages which would normally be painted red.





**Bernie Bahr** showed his model of *HMS Victory*, Lord Nelson's flagship at Trafalgar. The model is from the Mamoli kit. Bernie had a lot of problems with the kit and its assembly and after complaining to the vendor, got a new keel and bulkheads and started all over again! Bernie used window screen for the hammock netting and paper towels for the hammocks. The kit did not provide a flag locker at the stern so Bernie made one up and used pieces of Christmas wrapping paper to simulate the flags.



**Francois Lachelier** brought in a nicely weathered and detailed model of a skipjack. He made it from the Model Shipways kit. Francoise asked if anyone could direct him to any articles or books on making model sails or books on the rigging and working gear on fishing boats. Perhaps one of our readers could provide some leads for Francoise?





Our new member, **John Pignatello**, showed us his completed model of *Endeavor*, Captain Cook's ship. It is a Constructo kit model. Like Bernie, John also experienced some problems with the kit, particularly in not providing enough wood strips to complete the planking. When asked how he bent the wales around the extremely bluff bow, John explained that he soaked the wood for 24 hours and clamped the strips around a can and used a heat gun to dry the wood. He found that the strips kept their bent shape after removing them from the cans and could easily be applied to the hull.



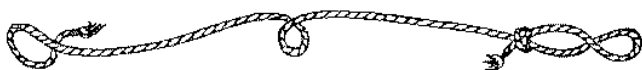
The meeting was adjourned at 9:40 PM.



#### FROM THE EDITOR

We're getting to that time of the year again when we hold our annual White Whale Auction. This year it will be held on December 19, 2006. The auction allows the members to sell some of their excess supplies, tools, books and model kits for which the club receives a portion of the proceeds. Many of us have donated these items to the club for auction whereby the club receives 100% of the auction price. In the past we have had many fine kits, fittings, tools and books auctioned off and it's never been boring. Hopefully Bob Fivehouse will again be available as auctioneer as his explanations of the items up for bid, as well as his cajoling to try to get some people to open up their wallets, has always been entertaining. As in the past, any items donated to the club for the auction will be greatly appreciated. We look forward to another successful evening and a good time for all. ***The more the merrier!***





### “Soundings From D-Deck”

As noted in the minutes, the open house at Tom McGowan's house has been set for Saturday, November 18, 2006 from 10:00 to noon. Please contact Tom to let him know you are coming. For those who don't have last month's Broadaxe available, directions to his home follow:

**Garden State Parkway to Exit 109 (Red Bank)  
West on Route 520 (Newman Springs Road) to Route 34, continue past Route 34 about one tenth of a mile to the first road on the left, Clover Hill Lane  
Turn left onto Clover Hill Lane. Tom's house is the fifth driveway on the right - #36. Go up the driveway and bear right to the large garage and park on the back lawn.**

Please remember to call or e-mail Tom if you are going to the open house. The e-mail address is [jmcgcla@aol.com](mailto:jmcgcla@aol.com).

My thanks to Michael Storch for providing the following information on the cleaning supplies he brought to the meeting-  
**Evapo-Rust**

[http://www.evapo-rust.com/index.php?option=com\\_content&task=view&id=13&Itemid=2](http://www.evapo-rust.com/index.php?option=com_content&task=view&id=13&Itemid=2)

**About Evapo-Rust**  Removes rust in as little as 5 minutes

- Non-toxic, non-corrosive, safe on skin
- No fumes or bad odors, non-flammable, no VOC's
- Biodegradable, water soluble
- Easy to use - Soak part in room temperature solution
- Requires no special equipment
- No acids, bases, solvents or other toxic ingredients
- Will not harm unruled steel, safe on other metals
- Can be disposed of safely into sewer
- One gallon derusts up to 300 pounds of heavily rusted steel
- An excellent rust inhibitor
- Will not affect plastic, PVC, Viton and most paints

**Note: can be found at AutoZone**

#### English Custom Polish

**Metal Polish & Restorer Aluminum Polish**

<http://www.englishcustompolishing.com/usca/metalrestorer.html>

TOUGHEST aluminum polish on the market.

A good stainless or chrome polish too!

Use Metal Polish and Restorer aluminum polish when your surface is dull, oxidized, acid or salt stained, rusted, neglected and in need of serious help, no other aluminum polish works like this restorer.

**Note: purchase direct from the company**

#### Empire Manufacturing

**Table Top Lubricant**

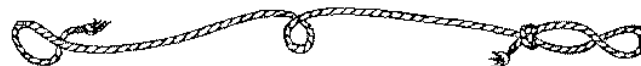
<http://www.empiremfg.com/products/otc/tabletop/index.html>

**Note: purchase direct from the company; company is sending the club samples**

#### Charlie's Soap

**All Purpose Cleaner**

<http://www.charliesoap.com/allpurpose.htm>



### UPCOMING TECH SESSIONS

**November 28, 2006** – Tom McGowan will discuss resistance soldering techniques

**December 19, 2006** – White Whale Auction

### **JUST A REMINDER OF UPCOMING EVENTS**

**November 18, 2006** – Work Shop Open House, Tom McGowan's house, 36 Clover Hill Lane, Colts Neck, NJ

The **'BROADAXE'** is published monthly by The Ship Model Society of Northern New Jersey, a nonprofit organization dedicated to teaching and promoting ship modeling and maritime history. Membership dues are \$30.00 for the first year and \$25.00 per year thereafter

Visit our Web Site at: <http://www.njshipmodelsociety.org> where a Web version of the **BROADAXE** can be found. The **BROADAXE** is distributed by both US mail and e-mail in PDF format.

Regular meetings are held on the fourth Tuesday of every month at 7:30 P.M, at the Millburn Free Public Library, 200 Glen Avenue, Millburn, New Jersey.

Guests are always welcome.

Contributions to the **BROADAXE** are always welcome, and SMSNNJ members are encouraged to participate. Articles, shop hints and news items may be submitted directly to The Editor as typed manuscript or electronic files, either on discs or by e-mail. Handwritten notes or other materials will be considered depending on the amount of editing and preparation involved.

#### Direct All Correspondence To:

#### **BROADAXE EDITOR**

Michael Gutsick, 34 Junard Drive, Morristown, NJ 07960  
(973) 734-1648 E-mail: [mikejgutsick@optonline.net](mailto:mikejgutsick@optonline.net)

#### **OFFICERS**

#### **PRESIDENT:**

Jeffrey Fuglestad, 73 Rensselaer Road, Essex Fells, NJ 07021  
(973) 228-3230 E-mail: [boatworks1@worldnet.att.net](mailto:boatworks1@worldnet.att.net)

#### **VICE PRESIDENT:**

Edward Hegstetter, 79 Cyprus Point Lane, Jackson, NJ 08527  
(732) 928-1140 E-mail: [jeheg14@optonline.net](mailto:jeheg14@optonline.net)

#### **TREASURER:**

Ken Schuetz, 34 Oak Drive, Roseland, NJ 07068  
(973) 226-9004 E-mail: [knschuetz@verizon.net](mailto:knschuetz@verizon.net)

#### **SECRETARY:**

Michael Gutsick, 34 Junard Drive, Morristown, NJ 07960  
(973) 734-1648 E-mail: [mikejgutsick@optonline.net](mailto:mikejgutsick@optonline.net)

#### **WEBMASTER:**

Al Geigel E-mail: [algeigel@optonline.net](mailto:algeigel@optonline.net)

---

# *THE BROADAXE*


NEWSLETTER  
of  
THE SHIP MODEL SOCIETY OF NORTHERN NEW JERSEY

*Founded in 1981*

Volume 24 Number 11

November 2006

**Newsletter Editor:**  
**Michael Gutsick**  
**34 Junard Drive**  
**Morristown, NJ 07960**



## **NEXT MEETING:**

**November 28, 2006**

**7:30 PM**

**MILLBURN PUBLIC  
LIBRARY**

**Resistance  
Soldering**

*Presented by*

**Tom  
McGowan**